

Verkaufspreise zzgl. 19% Mwst

# 2014 PRICELIST LIGHTING

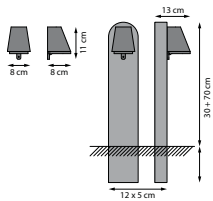
Prijzen exclusief recupelbijdrage  
Prix hors contribution recupel  
Preise exklusiv Recupel-Beitrage

Valid from/geldig vanaf/valable à partir du/gültig ab 1/09/2014  
[www.royalbotania.com](http://www.royalbotania.com)  
[info@royalbotania.com](mailto:info@royalbotania.com)



# INDEX

BEAMY	4
WALLY	4
OMEGA	4
ZINK	4
LUCE-FER	4
LIGHTHOUSE	4
RUSTY	5
IRONY	5
NORTHPOLE	5
RECTAN	5
ELLIPSE	5
NOCTUS	6
NEPTUNE	6
Q-BIC	6
BULLET	7
COBRA	7
SPIKY	7
SPIKY LOUNGE	7
TWIN	7
LOG	8
PRATO	8
PARKER	8
LAMPALAIR	8
3D	8
60T	8
CLUB	8
DOME WALL	9
DOME FLOOR	9
DOME MOVE	9
DOME CEILING	9
DOME SMALL	10
DOME GATE	10
ACCESSORIES	10

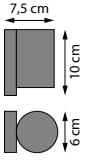


## BEAMY

Ref.	Description	Fitting - Bulb	EUR excl VAT
BMYW220	Beamy Wall Antique Brass	220V/GU10 - LED 5W / HALO 35W Flat optic	CE IP44 A-C 125 €
BMYWZ220	Beamy Wall Zinc Alloy	220V/GU10 - LED 5W / HALO 35W Flat optic	CE IP44 A-C 125 €
BMY100220	Beamy 100 cm Teak Antique Brass	220V/GU10 - LED 5W / HALO 35W Flat optic	CE IP44 A-C 250 €

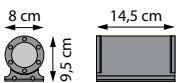
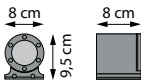
## WALLY

Ref.	Description	Fitting - Bulb	EUR excl VAT
WAL1D220	Wally Wall Antique Brass	220V/GU10 - LED 5W / HALO 35W Flat optic	CE IP44 A-C 105 €



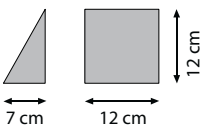
## OMEGA

Ref.	Description	Fitting - Bulb	EUR excl VAT
OMG1D220	Omega down lighter - stainless steel	220V/GU10 - LED 5W / HALO 35W Flat optic	CE IP55 A-C 195 €
OMG1D220EP	Omega down lighter - stainless steel - Electro Polished	220V/GU10 - LED 5W / HALO 35W Flat optic	CE IP55 A-C 205 €
OMG2D220	Omega up&down lighter - st. steel	220V/GU10 - LED 5W / HALO 35W Flat optic	CE IP55 A-C 315 €
OMG2D220EP	Omega up&down lighter - st. steel - Electro Polished	220V/GU10 - LED 5W / HALO 35W Flat optic	CE IP55 A-C 325 €



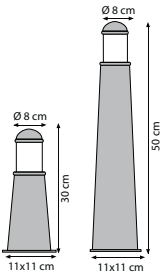
## ZINK

Ref.	Description	Fitting - Bulb	EUR excl VAT
ZINKW	Zinc downlight - POWERLED	LED - 5W - Driver 350mA incl 250lm 100-240V 50-60Hz	CE IP55 A 175 €



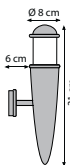
## LUCE-FER

Ref.	Description	Fitting - Bulb	EUR excl VAT
LUF30A	Luce-Fer 30 cm Antique Brass	220V/E27 - LED / FLUO max 11W	CE IP55 A 175 €
LUF30Z	Luce-Fer 30 cm Zinc Alloy	220V/E27 - LED / FLUO max 11W	CE IP55 A 175 €
LUF50A	Luce-Fer 50 cm Antique Brass	220V/E27 - LED / FLUO max 11W	CE IP55 A 245 €
LUF50Z	Luce-Fer 50 cm Zinc Alloy	220V/E27 - LED / FLUO max 11W	CE IP55 A 245 €



### Installation option

JUB5625	Connection Box IP68 - 3 x 4mm <sup>2</sup>		CE IP68 30 €
LUFWA	Luce-Fer Wall Antique Brass	220V/E27 - LED / FLUO max 11W	CE IP55 A 190 €
LUFWZ	Luce-Fer Wall Zinc Alloy	220V/E27 - LED / FLUO max 11W	CE IP55 A 190 €

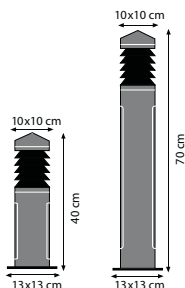


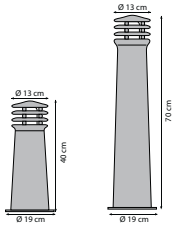
## LIGHTHOUSE

Ref.	Description	Fitting - Bulb	EUR excl VAT
LIG40	Lighthouse 40 cm Teak	220V/E27 - LED / FLUO max 11W	CE IP55 A 290 €
LIG40ST	Lighthouse 40 cm Granite	220V/E27 - LED / FLUO max 11W	CE IP55 A 325 €
LIG70	Lighthouse 70 cm Teak	220V/E27 - LED / FLUO max 11W	CE IP55 A 330 €
LIG70ST	Lighthouse 70 cm Granite	220V/E27 - LED / FLUO max 11W	CE IP55 A 380 €

### Installation option

JUB5625	Connection Box IP68 - 3 x 4mm <sup>2</sup>		CE IP68 30 €
---------	--	--	--------------



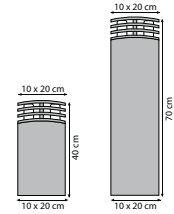


## RUSTY

Ref.	Description	Fitting - Bulb	EUR excl VAT
RUS40	Rusty 40 cm - Cast Iron	220V/E27 - LED / FLUO max 11W	180 €
RUS70	Rusty 70 cm - Cast Iron	220V/E27 - LED / FLUO max 11W	250 €

### Installation option

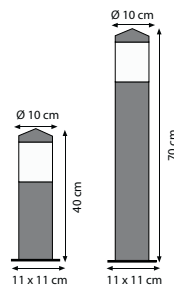
JUB5625	Connection Box IP68 - 3 x 4mm <sup>2</sup>		30 €
---------	--	--	------



## IRONY

Ref.	Description	Fitting - Bulb	EUR excl VAT
IRN40	Irony 40 cm - Cast Iron	220V/E27 - LED / FLUO max 11W	235 €
IRN70	Irony 70 cm - Cast Iron	220V/E27 - LED / FLUO max 11W	310 €

### Connection box included

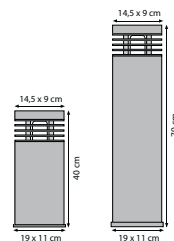


## NORTHPOLE

Ref.	Description	Fitting - Bulb	EUR excl VAT
NOR40	Northpole 40 cm Teak	220V/E27 - LED / FLUO max 11W	210 €
NOR40ST	Northpole 40 cm Granite	220V/E27 - LED / FLUO max 11W	230 €
NOR70	Northpole 70 cm Teak	220V/E27 - LED / FLUO max 11W	245 €
NOR70ST	Northpole 70 cm Granite	220V/E27 - LED / FLUO max 11W	285 €

### Installation option

JUB5625	Connection Box IP68 - 3 x 4mm <sup>2</sup>		30 €
---------	--	--	------

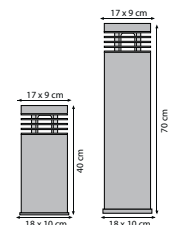


## RECTAN

Ref.	Description	Fitting - Bulb	EUR excl VAT
REC40	Rectan 40 cm Teak	220V/E27 - LED / FLUO max 11W	370 €
REC40ST	Rectan 40 cm Granite	220V/E27 - LED / FLUO max 11W	385 €
REC70	Rectan 70 cm Teak	220V/E27 - LED / FLUO max 11W	420 €
REC70ST	Rectan 70 cm Granite	220V/E27 - LED / FLUO max 11W	450 €

### Installation option

JUB5625	Connection Box IP68 - 3 x 4mm <sup>2</sup>		30 €
---------	--	--	------



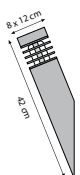
## ELLIPSE

Ref.	Description	Fitting - Bulb	EUR excl VAT
ELL40	Ellipse 40 cm Teak	220V/E27 - LED / FLUO max 11W	370 €
ELL40ST	Ellipse 40 cm Granite	220V/E27 - LED / FLUO max 11W	385 €
ELL70	Ellipse 70 cm Teak	220V/E27 - LED / FLUO max 11W	420 €
ELL70ST	Ellipse 70 cm Granite	220V/E27 - LED / FLUO max 11W	450 €

### Installation option

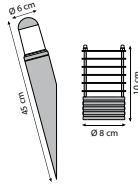
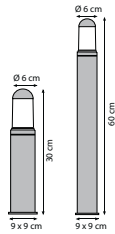
JUB5625	Connection Box IP68 - 3 x 4mm <sup>2</sup>		30 €
---------	--	--	------

ELLW	Ellipse Wall Teak	220V/E27 - LED / FLUO max 11W	335 €
------	-------------------	-------------------------------	-------





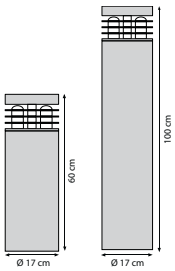
## NOCTUS



Ref.	Description	Fitting - Bulb	EUR excl VAT
NOC30	Noctus 30 cm Stainless Steel	220V/E27 - LED / FLUO max 11W	95 €
NOC60	Noctus 60 cm Stainless Steel	220V/E27 - LED / FLUO max 11W	135 €
<b>Installation option</b>			
JUB5625	Connection Box IP68 - 3 x 4mm <sup>2</sup>		30 €
NOCW	Noctus Wall Stainless Steel	220V/E27 - LED / FLUO max 11W	110 €
NOCT	Noctus Top Stainless Steel		70 €

Treatment for use of stainless steel parts in marine environment or demand. Do not install energy saving bulbs on a movement detector!  
 Traitement pour utilisation des pièces en acier inoxydable en milieu marin sur demande. Ne pas installer les ampoules fluorescente sur un détecteur de mouvement!  
 Die Behandlung für den Einsatz von Edelstahlteilen in Meeresumwelt ist auf Anfrage. Installieren Sie keine Sparbirne auf einem Bewegungsmelder!

## NEPTUNE

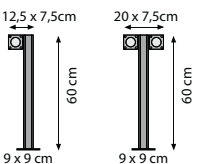
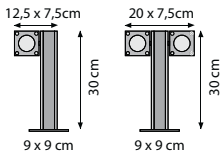


Ref.	Description	Fitting - Bulb	EUR excl VAT
NPT60	Neptune 60 cm - stainless steel	3X 220V/E27 - LED / FLUO max 11W	650 €
NPT100	Neptune 100 cm - stainless steel	3X 220V/E27 - LED / FLUO max 11W	780 €

### Connection box included

Treatment for use of stainless steel parts in marine environment or demand. Do not install energy saving bulbs on a movement detector!  
 Traitement pour utilisation des pièces en acier inoxydable en milieu marin sur demande. Ne pas installer les ampoules fluorescente sur un détecteur de mouvement!  
 Die Behandlung für den Einsatz von Edelstahlteilen in Meeresumwelt ist auf Anfrage. Installieren Sie keine Sparbirne auf einem Bewegungsmelder!

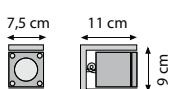
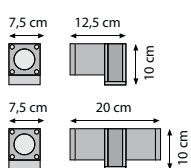
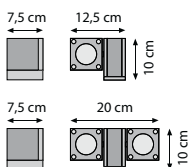
## Q-BIC



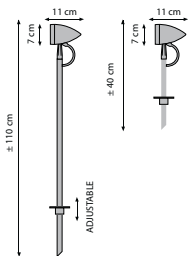
Ref.	Description	Fitting - Bulb	EUR excl VAT
QB301D220EP	Q-BIC 30 cm - 1 lamp - st. steel - Electro Polished	220V/GU10 - LED 5W / HALO 35W Flat optic	310 €
QB302D220EP	Q-BIC 30 cm - 2 lamps - st. steel - Electro Polished	220V/GU10 - LED 5W / HALO 35W Flat optic	480 €
QB601D220EP	Q-BIC 60 cm - 1 lamp - stainless steel - Electro Polished	220V/GU10 - LED 5W / HALO 35W Flat optic	425 €
QB602D220EP	Q-BIC 60 cm - 2 lamps - stainless steel - Electro Polished	220V/GU10 - LED 5W / HALO 35W Flat optic	595 €

### Installation option

JUB5625	Connection Box IP68 - 3 x 4mm <sup>2</sup>		30 €
---------	--	--	------



QBG1D220EP	Q-BIC floor - 1 lamp - stainless steel - Electro Polished	220V/GU10 - LED 5W / HALO 35W Flat optic	260 €
QBG2D220EP	Q-BIC floor - 2 lamps - stainless steel - Electro Polished	220V/GU10 - LED 5W / HALO 35W Flat optic	430 €
QBW1D220EP	Q-BIC wall - 1 lamp - stainless steel - Electro Polished	220V/GU10 - LED 5W / HALO 35W Flat optic	260 €
QBW2D220EP	Q-BIC wall - 2 lamps - stainless steel - Electro Polished	220V/GU10 - LED 5W / HALO 35W Flat optic	430 €
QBWVD220EP	Q-BIC wall - 1 lamp - stainless steel - Electro Polished	220V/GU10 - LED 5W / HALO 35W Flat optic	255 €

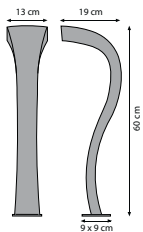


## BULLET


Ref.	Description	Fitting - Bulb	EUR excl VAT
BLT220	Bullet Zinc Alloy - ADJUSTABLE 8x13x h.110 cm	220V/GU10 - LED 7W / HALO 35W CE IP55	A-C 220 €
BLTG220	Bullet Zinc Alloy - SPIKE 8x13x h.40 cm	220V/GU10 - LED 7W / HALO 35W CE IP55	A-C 190 €

### Installation option

JUB5625	Connection Box IP68 - 3 x 4mm <sup>2</sup>	 CE IP68	30 €
---------	--	---	------



## COBRA

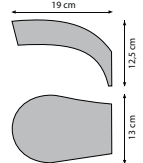
Ref.	Description	Fitting - Bulb	EUR excl VAT
CBR605	Cobra 60 cm st. steel POWERLED	 LED - 5W - Driver 350mA incl 350lm 2750K 100-240V 50/60Hz CE IP55	A 425 €

### Installation option


JUB5625	Connection Box IP68 - 3 x 4mm <sup>2</sup>	 CE IP68	30 €
---------	--	---	------

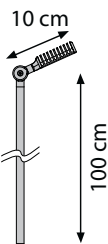
CBRW5	Cobra Wall st. steel POWERLED	 LED - 5W - Driver 350mA incl 350lm 2750K 100-240V 50/60Hz CE IP55	A 360 €
-------	-------------------------------	--	---------

Treatment for use of stainless steel parts in marine environment or demand. Do not install energy saving bulbs on a movement detector!  
*Traitement pour utilisation des pièces en acier inoxydable en milieu marin sur demande. Ne pas installer les ampoules fluoescence sur un détecteur de mouvement!*  
 Die Behandlung für den Einsatz von Edelstahlteilen in Meeresumwelt ist auf Anfrage. Installieren Sie keine Sparbirne auf einem Bewegungsmelder!




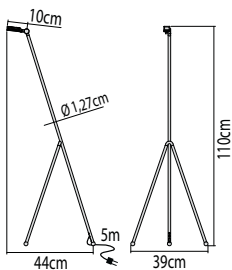
## SPIKY

Ref.	Description	Fitting - Bulb	EUR excl VAT
SPK	Spiky 10 x 100 cm - Antique Brass - POWERLED	 LED - 5W - 350lm - 2750K CE IP55	A 230 €
LEDCONKIT	LED Driver IP68 350mA 100-240V 50-60Hz DR11 + Connection box JUB5625 + Junction box JUB5630	CE IP68	85 €









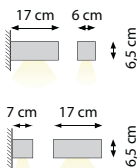
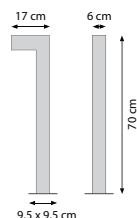
## SPIKY LOUNGE

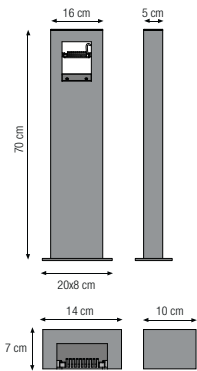
Ref.	Description	Fitting - Bulb	EUR excl VAT
SPL	Spiky floor lamp - Antique Brass - POWERLED	 LED - 5W - Driver 350mA incl 350lm 2750K 100-240V 50/60Hz CE IP55	A 595 €



## TWIN

Ref.	Description	Fitting - Bulb	EUR excl VAT
TWIN70G	Twin 70cm - Corian GREY - POWERLED	 LED - 5W - Driver 350mA incl 250lm 2750K 100-240V 50/60Hz CE IP55	A 515 €
TWIN70W	Twin 70cm - Corian WHITE - POWERLED	 LED - 5W - Driver 350mA incl 250lm 2750K 100-240V 50/60Hz CE IP55	A 515 €
TWINWG	Twin wall - Corian GREY - POWERLED	 LED - 5W - Driver 350mA incl 250lm 2750K 100-240V 50/60Hz CE IP55	A 230 €
TWINWW	Twin wall - Corian WHITE - POWERLED	 LED - 5W - Driver 350mA incl 250lm 2750K 100-240V 50/60Hz CE IP55	A 230 €
TWINUG	Twin up or down - Corian GREY - POWERLED	 LED - 5W - Driver 350mA incl 350lm 2750K 100-240V 50/60Hz CE IP55	A 270 €
TWINUW	Twin up or down - Corian WHITE - POWERLED	 LED - 5W - Driver 350mA incl 350lm 2750K 100-240V 50/60Hz CE IP55	A 270 €

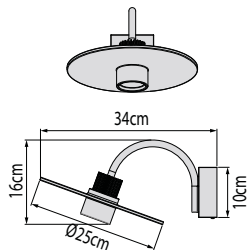




## LOG

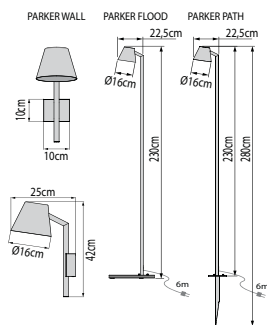
Ref.	Description	Fitting - Bulb	EUR excl VAT
LOG70	Log 70cm - Teak - POWERLED	LED - 5W - Driver 350mA incl 350lm 2750K 100-240V 50-60Hz	395 €
<b>Installation option</b>			
JUB5625	Connection Box IP68 - 3 x 4mm <sup>2</sup>		30 €
LOGW	Log wall - Teak - POWERLED	LED - 5W - Driver 350mA incl 350lm 2750K 100-240V 50-60Hz	230 €

## PRATO



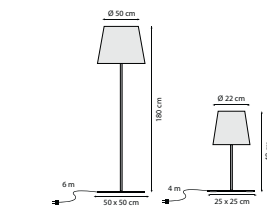
Ref.	Description	Fitting - Bulb	EUR excl VAT
PRTWW	PRATO WALL - ALU & STAINLESS STEEL Powder Coated WHITE - POWERLED	LED - 5,8W - Driver 500mA incl 540lm 3000K 100-240V 50-60Hz	335 €
PRTWA	PRATO WALL - ALU & STAINLESS STEEL Powder Coated ANTHRACITE - POWERLED	LED - 5,8W - Driver 500mA incl 540lm 3000K 100-240V 50-60Hz	335 €
PRTWS	PRATO WALL - ALU & STAINLESS STEEL Powder Coated SAND - POWERLED	LED - 5,8W - Driver 500mA incl 540lm 3000K 100-240V 50-60Hz	335 €

## PARKER



Ref.	Description	Fitting - Bulb	EUR excl VAT
PRKW	Parker wall - Antique Brass with plug - POWERLED	LED - 5,8W - Driver 500mA incl 540lm 3000K 100-240V 50-60Hz	545 €
PRKF	Parker Flood - Antique Brass with plug - POWERLED	LED - 8,3W - Driver 750mA incl 720lm 3000K 100-240V 50-60Hz	795 €
PRKP	Parker Path - Antique Brass with plug - POWERLED	LED - 8,3W - Driver 750mA incl 720lm 3000K 100-240V 50-60Hz	645 €

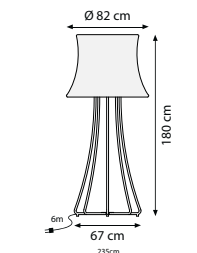
## LAMPALAIR



Ref.	Description	Fitting - Bulb	EUR excl VAT
LPL150	Lampalair table lamp - stainless steel	220V/G9 - LED / HALO 25W	235 €
LPL180	Lampalair floor lamp - stainless steel granite base & spike	220V/E27 - LED / FLUO max 11W	395 €

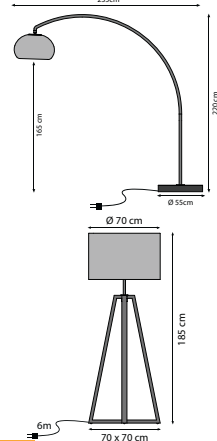
Treatment for use of stainless steel parts in marine environment or demand. Do not install energy saving bulbs on a movement detector!  
 Traitement pour utilisation des pièces en acier inoxydable en milieu marin sur demande. Ne pas installer les ampoules fluorescente sur un détecteur de mouvement!  
 Die Behandlung für den Einsatz von Edelstahlteilen in Meeresumwelt ist auf Anfrage. Installieren Sie keine Sparbirne auf einem Bewegungsmelder!

## 3D



Ref.	Description	Fitting - Bulb	EUR excl VAT
3D	3D Floorlamp - alu powdercoated WHITE - Shade in 3D washable Fabric	220V/E27 - LED / FLUO max 11W	985 €
033DBALLAST	Granite ballast 8kg Ø40cm		95 €

## 60T



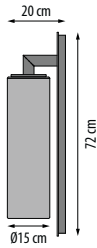
Ref.	Description	Fitting - Bulb	EUR excl VAT
60T	60T Big standing lamp - Stainless steel - Electro Polished	220V/E27 - LED / FLUO globe max 20W	850 €



















## CLUB

Ref.	Description	Fitting - Bulb	EUR excl VAT
CLB	Club floor lamp - Teak / Stainless steel - ElectroPolished	220V/E27 - LED / FLUO max 11W	850 €

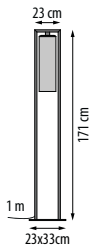




















## DOME WALL



Ref.	Description	Fitting - Bulb	EUR excl VAT
DOMEWBCL	ALU Powder Coated BLACK / CLEAR Glass	INCLUDED carbon filament lamp 35W   	375 €
DOMEWBSM	ALU Powder Coated BLACK / SMOKE Glass	INCLUDED carbon filament lamp 35W   	415 €
DOMEWBAM	ALU Powder Coated BLACK / AMBER Glass	INCLUDED carbon filament lamp 35W   	415 €
DOMEWWCL	ALU Powder Coated WHITE / CLEAR Glass	INCLUDED carbon filament lamp 35W   	375 €
DOMEWWSM	ALU Powder Coated WHITE / SMOKE Glass	INCLUDED carbon filament lamp 35W   	415 €
DOMEWWAM	ALU Powder Coated WHITE / AMBER Glass	INCLUDED carbon filament lamp 35W   	415 €

## DOME FLOOR

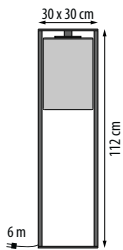




















DOMEFBCL	ALU Powder Coated BLACK / CLEAR Glass	INCLUDED carbon filament lamp 35W   	460 €
DOMEFBSM	ALU Powder Coated BLACK / SMOKE Glass	INCLUDED carbon filament lamp 35W   	500 €
DOMEFBAM	ALU Powder Coated BLACK / AMBER Glass	INCLUDED carbon filament lamp 35W   	500 €
DOMEFWCL	ALU Powder Coated WHITE / CLEAR Glass	INCLUDED carbon filament lamp 35W   	460 €
DOMEFWSM	ALU Powder Coated WHITE / SMOKE Glass	INCLUDED carbon filament lamp 35W   	500 €
DOMEFWAM	ALU Powder Coated WHITE / AMBER Glass	INCLUDED carbon filament lamp 35W   	500 €

### Installation option

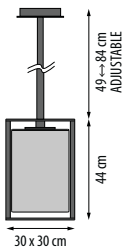
JUB5625	Connection Box IP68 - 3 x 4mm <sup>2</sup>		 	30 €
---------	--	---	---	------



















## DOME MOVE



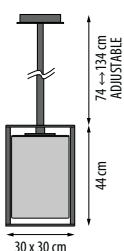
DOMEMBCL	ALU Powder Coated BLACK / CLEAR Glass	INCLUDED carbon filament lamp 35W   	540 €
DOMEMBSM	ALU Powder Coated BLACK / SMOKE Glass	INCLUDED carbon filament lamp 35W   	580 €
DOMEMBAM	ALU Powder Coated BLACK / AMBER Glass	INCLUDED carbon filament lamp 35W   	580 €
DOMEMWCL	ALU Powder Coated WHITE / CLEAR Glass	INCLUDED carbon filament lamp 35W   	540 €
DOMEMWSM	ALU Powder Coated WHITE / SMOKE Glass	INCLUDED carbon filament lamp 35W   	580 €
DOMEMWAM	ALU Powder Coated WHITE / AMBER Glass	INCLUDED carbon filament lamp 35W   	580 €



















## DOME CEILING SHORT

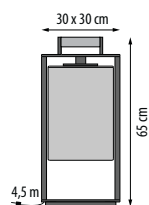


DOMECBCL	ALU Powder Coated BLACK / CLEAR Glass	INCLUDED carbon filament lamp 35W   	700 €
DOMECBSM	ALU Powder Coated BLACK / SMOKE Glass	INCLUDED carbon filament lamp 35W   	740 €
DOMECBAM	ALU Powder Coated BLACK / AMBER Glass	INCLUDED carbon filament lamp 35W   	740 €
DOMECWCL	ALU Powder Coated WHITE / CLEAR Glass	INCLUDED carbon filament lamp 35W   	700 €
DOMECWSM	ALU Powder Coated WHITE / SMOKE Glass	INCLUDED carbon filament lamp 35W   	740 €
DOMECWAM	ALU Powder Coated WHITE / AMBER Glass	INCLUDED carbon filament lamp 35W   	740 €

## DOME CEILING LONG

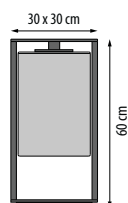


DOMECBCL	ALU Powder Coated BLACK / CLEAR Glass	INCLUDED carbon filament lamp 35W   	700 €
DOMECBSM	ALU Powder Coated BLACK / SMOKE Glass	INCLUDED carbon filament lamp 35W   	740 €
DOMECBAM	ALU Powder Coated BLACK / AMBER Glass	INCLUDED carbon filament lamp 35W   	740 €
DOMECWCL	ALU Powder Coated WHITE / CLEAR Glass	INCLUDED carbon filament lamp 35W   	700 €
DOMECWSM	ALU Powder Coated WHITE / SMOKE Glass	INCLUDED carbon filament lamp 35W   	740 €
DOMECWAM	ALU Powder Coated WHITE / AMBER Glass	INCLUDED carbon filament lamp 35W   	740 €



## DOMES SMALL

Ref.	Description	Fitting - Bulb	EUR excl VAT
DOMESBCL	ALU Powder Coated BLACK / CLEAR Glass	INCLUDED carbon filament lamp 35W	595 €
DOMESBSM	ALU Powder Coated BLACK / SMOKE Glass	INCLUDED carbon filament lamp 35W	635 €
DOMESBAM	ALU Powder Coated BLACK / AMBER Glass	INCLUDED carbon filament lamp 35W	635 €
DOMESWCL	ALU Powder Coated WHITE / CLEAR Glass	INCLUDED carbon filament lamp 35W	595 €
DOMESWSM	ALU Powder Coated WHITE / SMOKE Glass	INCLUDED carbon filament lamp 35W	635 €
DOMESWAM	ALU Powder Coated WHITE / AMBER Glass	INCLUDED carbon filament lamp 35W	635 €



## DOMES GATE

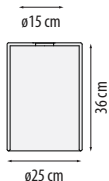
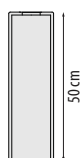
DOMEGBCL	ALU Powder Coated BLACK / CLEAR Glass	INCLUDED carbon filament lamp 35W	590 €
DOMEGBSM	ALU Powder Coated BLACK / SMOKE Glass	INCLUDED carbon filament lamp 35W	630 €
DOMEGBAM	ALU Powder Coated BLACK / AMBER Glass	INCLUDED carbon filament lamp 35W	630 €
DOMEGBWCL	ALU Powder Coated WHITE / CLEAR Glass	INCLUDED carbon filament lamp 35W	590 €
DOMEGBWSM	ALU Powder Coated WHITE / SMOKE Glass	INCLUDED carbon filament lamp 35W	630 €
DOMEGBWAM	ALU Powder Coated WHITE / AMBER Glass	INCLUDED carbon filament lamp 35W	630 €

### Installation option

JUB5625	Connection Box IP68 - 3 x 4mm <sup>2</sup>		30 €
---------	--	--	------

## DOMES REPLACEMENT GLASSES

03DOMG01	Glass DOME Floor/Wall - CLEAR		110 €
03DOMG01SM	Glass DOME Floor/Wall - SMOKE		150 €
03DOMG01AM	Glass DOME Floor/Wall - AMBER		150 €
03DOMG02	Glass DOME Move/Ceiling/Small/Gate - CLEAR		145 €
03DOMG02SM	Glass DOME Move/Ceiling/Small/Gate - SMOKE		185 €
03DOMG02AM	Glass DOME Move/Ceiling/Small/Gate - AMBER		185 €



We deliver a carbon filament bulb together with the Dome collection. For energy saving tools you can also use a fluorescent bulb.  
*Nous livrons une ampoule à filament de carbone avec la collection Dome. Pour les applications économes en énergie vous pouvez également utiliser une ampoule fluorescente.*

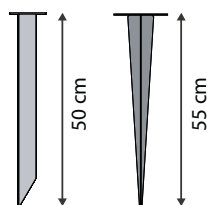
Wir liefern eine Kohlenfadenlampe zusammen mit der Dome-Sammlung. Für Energiesparoptionen können Sie auch eine Sparbirne.

LTLTF11WE27	PLUMEN low energy fluorescent bulb - 11W - 220V/E27 - 2700K	39 €
-------------	---	------

## ACCESSORIES

### NOT INCLUDED IN THE PRICES OF THE FIXTURES

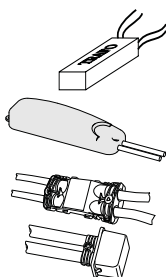
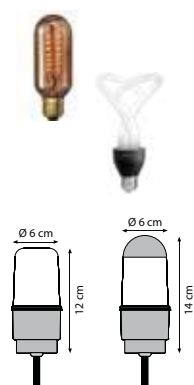
Ref.	Description	Fitting - Bulb	EUR excl VAT
LIGB	Stainless steel spike: LIG, NOR, LUF, REC, ELL, IRN		36 €
LBN	Stainless steel spike for NOC, CBR QB30, QB60, TWIN		30 €
LBQ	Stainless steel spike for QBG1D220EP, QBG2D220EP, QBWVD220EP		30 €
LBNPT	Stainless steel spike for NPT		40 €
LBD	Galvanised steel spike for DOMEM, DOMEF		58 €
LBL	Stainless steel spike for LOG		48 €
LBR	Galvanised steel spike for RUS		35 €



## ACCESSORIES

### NOT INCLUDED IN THE PRICES OF THE FIXTURES

Ref.	Description	Fitting - Bulb	EUR excl VAT
BL360	Perforated screen 360° stainless steel		18 €
BL180	Perforated screen 180° stainless steel		18 €
LTFIL35WE27	Carbon filament lamp - 35W - 220V/E27		15 €
LTLTF11WE27	PLUMEN low energy fluorecent bulb - 11W - 220V/E27 - 2700K		39 €
BIN2	E27 lamp holder <i>Used for: CLB, LPL180, LIG, ELL, REC, NOR, IRN, RUS, NPT</i> <i>Used for; LUF - order the BIN2 LUF and the color (A or Z)</i>	220V/E27 - LED / FLUO max 11W	20 €
BIN4	E27 lamp holder <i>Used for: NOC</i>	220V/E27 - LED / FLUO max 11W	30 €
BINHHV1	Halogen Lamp housing (high voltage) <i>Used for: ELL, IRN, LUF, RUS, NOR, REC, NPT, LIG</i>	220V/G9 - LED / HALO 25W	40 €
BINHHV3	Halogen Lamp housing (high voltage) <i>Used for: NOC</i>	220V/G9 - LED / HALO 25W	45 €
BINHLV1	Halogen Lamp housing (low voltage) <i>Used for: ELL, IRN, LUF, RUS, NOR, REC, NPT, LIG</i>	12V/G4 - LED / HALO 25W	40 €
BINHLV3	Halogen Lamp housing (low voltage) <i>Used for: NOC</i>	12V/G4 - LED / HALO 25W	45 €
TRA1	Transformer 220V-12V 10-60W	1 pc transformer	30 €
DRI	LED Driver 100-220V - 50-60Hz - 350mA - 9W - IP68		35 €
JUB5625	Connection Box IP68 - 3 x 4mm <sup>2</sup>		30 €
JUB5630	Junction Box IP68 - 2 x 1,5mm <sup>2</sup>		20 €



**Treatment for use of stainless steel parts in marine environment or demand.**

**Do not install energy saving bulbs on a movement detector!**

**Traitement pour utilisation des pièces en acier inoxydable en milieu marin sur demande.**

**Ne pas installer les ampoules fluorescente sur un détecteur de mouvement!**

**Die Behandlung für den Einsatz von Edelstahlteilen in Meeresumwelt ist auf Anfrage.**

**Installieren Sie keine Sparbirne auf einem Bewegungsmelder!**

**Royal Botania reserves the right to alter prices & specifications without prior notice.**

**Royal Botania se réserve le droit de modifier les prix et le spécifications sans préavis.**

**Royal Botania behält sich das Recht vor, Preise und Spezifikationen ohne vorherige Ankündigung zu ändern.**

We recommend for the following articles a LED - GU10 with a flat optic with a max of 5W: BMY, OMG, WAL, QB. For the Bullet you can easily use a 7W LED. We recommend for the for the following articles: IRN, LIG, LUF, RUS, NOR, REC, ELL, NOC, NPT, LPL180, CLB a fluorscent bulb of max 11W.

Nous vous recommandons les articles suivants un LED - GU10 avec un optique platte avec un maximum de 5W: BMY, OMG, WAL, QB. Pour le Bullet vous pouvez facilement utiliser un LED 7W. Nous recommandons pour les articles suivants: IRN, LIG, LUF, RUS, NOR, REC, ELL, NOC, NPT, LPL180, CLB une ampoule fluorescente de max 11W.

Wir empfehlen für folgenden Artikel eine LED-GU10 mit einem Flach Optik mit einem Maximum von 5W: BMY, OMG, WAL, QB. Für den Bullet können Sie einfach einen 7W LED benutzen. Wir empfehlen für folgende Artikel: IRN, LIG, LUF, RUS, NOR, REC, ELL, NOC, NPT, LPL180, CLB eine Leuchtstofflampe 11W max.





INFO: Royal Botania nv  
[www.royalbotania.com](http://www.royalbotania.com)

+32 (0) 3 411 22 85  
[info@royalbotania.com](mailto:info@royalbotania.com)