

Luceplan

Price List 2024/25

Alle Preise zzgl. ges. MwSt.


Price List

2024/25

Index

| | | | | | | | |
|----------------------|----|-----------------|----|---------------|-----|-------------------|-----|
| Across | 1 | Curl | 28 | Lola | 72 | Packaging | 108 |
| Amisol | 3 | Diade | 29 | Luthien | 72 | Condition of sale | 108 |
| Ascent | 4 | Doi | 32 | Malamata | 73 | | |
| Berenice | 4 | E04 Ceiling | 35 | Mesh | 75 | | |
| Blow | 6 | E04 Wall | 36 | Metropoli | 79 | | |
| Bulbullia | 7 | E04 Suspension | 37 | Millimetro | 81 | | |
| Carrara | 7 | E06 | 40 | Nui | 83 | | |
| Cassette | 8 | Ecran In&Out | 42 | Nui mini | 85 | | |
| Compendium | 10 | Farel | 42 | Otto Watt | 86 | | |
| Compendium Circle | 13 | Fienile | 44 | Pétale | 87 | | |
| Compendium Plate | 16 | Fienile Outdoor | 46 | Silenzio | 90 | | |
| Costanzina | 17 | Flia | 47 | Soleil Noir | 92 | | |
| Costanza | 19 | Fortebraccio | 51 | Stochastic | 92 | | |
| Lady Costanza | 23 | Garbi | 52 | Tango | 93 | | |
| Grande Costanza | 25 | Hope | 53 | Titania | 94 | | |
| Grande Costanza Air | 26 | Illan | 55 | Queen Titania | 94 | | |
| Counterbalance | 27 | Koinè | 57 | Trypta | 95 | | |
| Counterbalance Spot | 28 | Levante | 65 | Zile | 98 | | |
| Counterbalance Floor | 28 | Lita | 67 | Tracks | 100 | | |

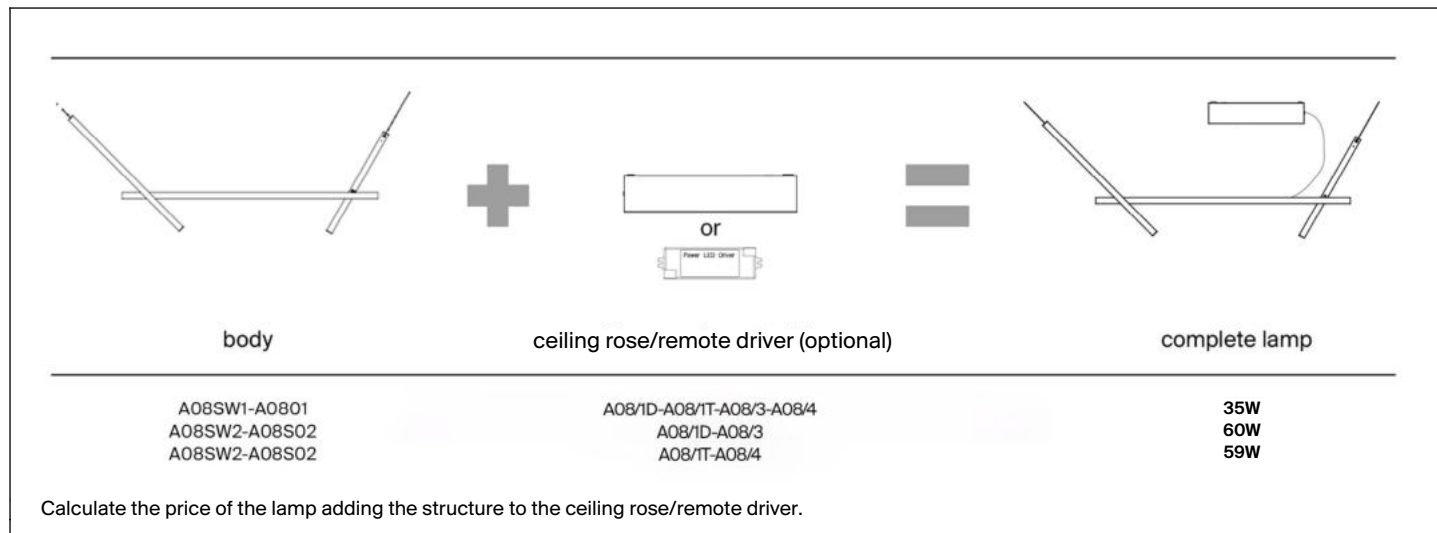
Legenda

| | |
|--|--|
| □ | Light source included |
| h | Height |
| L | Length |
| d | Depth |
| ∅ | Diameter |
| ▽ | Fixture fit for direct assembly on normally inflammable surfaces. |
| IP40 | Appliance protected against ingress of solid objects greater than 1.0 mm. |
| IP54 | Protected against ingress of dust and against splashes of water from all directions. |
| IP65 | Dust-tight. Protected against water jets. |
| IK | Degree of protection against external mechanical impacts. |
| ⊕ | Device that guarantees the electrical security by an additional protective wire (earth) connected to the metal structure of the lamp. |
| □ | Device in which the protection against electric shock is based not only on basic insulation but also on additional security measures such as double insulation or strengthened insulation. |
| ⚡ | Device in which the protection against electric shock is based on supply at a very low voltage and where no higher voltages are produced. |
|  | The product FSC® certified is made in certified wood FSC® (Forest Stewardship Council®). Look for our FSC® certified products. |
| ▼ | Discontinued |

Important notice

The products in this price list are intended for the countries corresponding to the price list itself. Any request for export outside the authorized countries must be agreed upon with Luceplan, as reported in the General Conditions of Sale, appendix to this price list.

PRICE LIST



| Structure | Model Dimension cm | Item code | Finishes | Suggested light source | Euro ex.V.A.T. |
|-----------|-----------------------|-----------|----------|---------------------------|-------------------|
|-----------|-----------------------|-----------|----------|---------------------------|-------------------|

2700K version

| | | | | | |
|--|--|--------------|-------|---|--------|
| | A08SW1 suspension structure dimmable 24Vdc SELV H 62 L 102 L cable 300 CE, RoHS, Energy Star | 1A080SW10002 | white | LED 32W 2700K CRI 90 <input type="checkbox"/> | 790,00 |
| | | 1A080SW10001 | black | | 790,00 |
| | | 1A080SW10010 | blue | | 790,00 |
| | | 1A080SW10011 | green | | 790,00 |

| | | | | | |
|--|--|--------------|-------|---|----------|
| | A08SW2 suspension structure dimmable 24Vdc SELV H 75 L 180 L cable 300 CE, RoHS, Energy Star | 1A080SW20002 | white | LED 56W 2700K CRI 90 <input type="checkbox"/> | 1.021,00 |
| | | 1A080SW20001 | black | | 1.021,00 |
| | | 1A080SW20010 | blue | | 1.021,00 |
| | | 1A080SW20011 | green | | 1.021,00 |


3000K version

| | | | | | |
|--|--|--------------|-------|---|--------|
| | A08S01 suspension structure dimmable 24Vdc SELV H 62 L 102 L cable 300 CE, RoHS, Energy Star | 1A080S010002 | white | LED 32W 3000K CRI 90 <input type="checkbox"/> | 790,00 |
| | | 1A080S010001 | black | | 790,00 |
| | | 1A080S010010 | blue | | 790,00 |
| | | 1A080S010011 | green | | 790,00 |


| | | | | | |
|--|--|--------------|-------|---|----------|
| | A08S02 suspension structure dimmable 24Vdc SELV H 75 L 180 L cable 300 CE, RoHS, Energy Star | 1A080S020002 | white | LED 56W 3000K CRI 90 <input type="checkbox"/> | 1.021,00 |
| | | 1A080S020001 | black | | 1.021,00 |
| | | 1A080S020010 | blue | | 1.021,00 |
| | | 1A080S020011 | green | | 1.021,00 |

| Structure | Model Dimension cm | Item code | Finishes | Suggested light source | Euro ex.V.A.T. |
|-----------|-----------------------|-----------|----------|---------------------------|-------------------|
|-----------|-----------------------|-----------|----------|---------------------------|-------------------|


dimmmable push/DALI ceiling rose


| | | | | | |
|---|---|--------------|-------|--|--------|
|  | A08/1D dimmable push/DALI ceiling rose 220-240V ~ 50/60Hz L 31 x H 6,5 x P 5 CE ⊕ ⚠ | 1A080/01D002 | white | | 208,00 |
| | | 1A080/01D001 | black | | 208,00 |

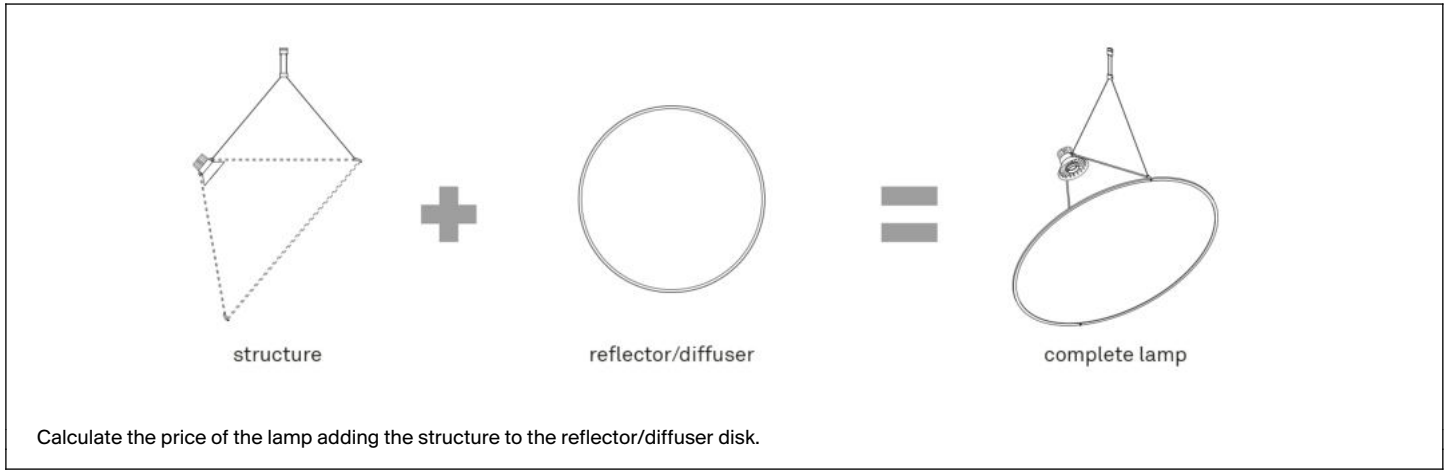
dimmmable phase cut ceiling rose

| | | | | | |
|---|---|--------------|-------|--|--------|
|  | A08/1T dimmable phase cut ceiling rose 220-240V ~ 50/60Hz L 31 x H 6,5 x P 5 CE ⊕ ⚠ | 1A080/01T002 | white | | 199,00 |
| | | 1A080/01T001 | black | | 199,00 |

remote drivers


| | | | | | |
|---|---|--------------|--|--|--------|
|  | A08/10 driver push/DALI 24V, 60W 220-240V~ 50/60Hz SELV CE IP20 | 1D810/100000 | | | 172,00 |
|---|---|--------------|--|--|--------|

| | | | | | |
|---|--|--------------|--|--|--------|
|  | A08/4 driver phase cut 24V, 75W 220-240V~ 50/60Hz SELV CE IP20 | 1A080/040000 | | | 168,00 |
|---|--|--------------|--|--|--------|





| Structure | Model Dimension cm | Item code | Finishes | Suggested light source | Euro ex.V.A.T. |
|-----------|-----------------------|-----------|----------|---------------------------|-------------------|
|-----------|-----------------------|-----------|----------|---------------------------|-------------------|

structure


| | | | | | |
|---|--|--------------|-------|--|--------|
|  | D91S suspension dimmable push/DALI 220-240V~ 50/60 Hz cable l 3 m ceiling rose: Ø 18 x h 4 CE ⊕ ▽ | 1D910S000002 | white | LED 53W 3000K CRI90 <input type="checkbox"/> | 646,00 |
|---|--|--------------|-------|--|--------|

reflector disk/diffuser

| | | | | | |
|---|-------------------------------------|--------------|--------|--|--------|
|  | D91/1 disk Ø 75 CE | 1D910/100002 | opal | | 585,00 |
| | | 1D910/100020 | silver | | 610,00 |
| | | 1D910/100030 | gold | | 610,00 |







| | | | | | |
|---|--------------------------------------|--------------|--------|--|--------|
|  | D91/2 disk Ø 110 CE | 1D910/200002 | opal | | 713,00 |
| | | 1D910/200020 | silver | | 762,00 |
| | | 1D910/200030 | gold | | 762,00 |

accessory

| | | | | | |
|---|--|--------------|--|--|-------|
|  | D91/OAAR anti-rotation accessory CE | 1D91/OAAR000 | | | 61,00 |
|---|--|--------------|--|--|-------|

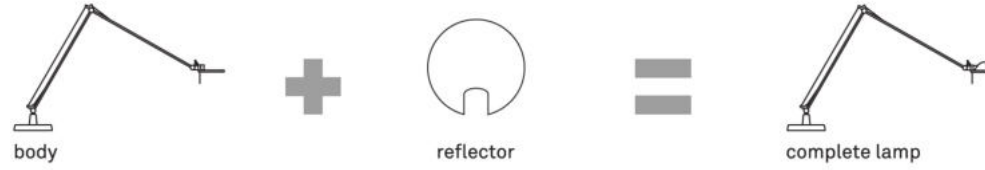
D78 ASCENT

daniel rybakken

| Structure | Model Dimension cm | Item code | Finishes | Suggested light source | Euro ex.V.A.T. |
|---|---|--------------|----------|--|-------------------|
|  | D78 table dimmer on board h 65 base 17 x 17 head Ø 8,5 CE   | 1D780=000001 | black | LED 11W 2700K CRI90 <input type="checkbox"/> | 552,00 |
|  | D78pt fixing pin dimmer on board H 64 fixing pin (thickness max 5,7) head Ø 8,5 CE   | 1D780PT00001 | black | LED 11W 2700K CRI90 <input type="checkbox"/> | 557,00 |











D12 BERENICE






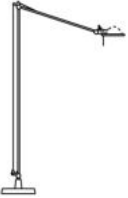














alberto meda, paolo rizzato





body reflector complete lamp

Calculate the price of the lamp adding the the body to the glass diffuser or metal reflector.

| Structure | Model Dimension cm | Item code | Finishes | Suggested light source | Euro ex.V.A.T. |
|--|---|--------------|----------|--|-------------------|
|  | D12N table on/off switch electronic ballast 12V arms l 45 + 45 base Ø 15 CE   | 1D120=00N020 | alu |  LED 2W G4 3000K <input type="checkbox"/> | 376,00 |
| | | 1D120=00N001 | black |  max 10W 12V GY6.35 | 376,00 |
|  | D12NPT table on/off switch electronic ballast 12V fixing pin (max 5,7) arms l 45 + 45 CE   | 1D120=0PN020 | alu |  LED 2W G4 3000K <input type="checkbox"/> | 341,00 |
| | | 1D120=0PN001 | black |  max 10W 12V GY6.35 | 341,00 |

| Structure | Model Dimension cm | Item code | Finishes | Suggested light source | Euro ex.V.A.T. |
|---|--|--------------|----------|--|-------------------|
|  | D12NPI table on/off switch electronic ballast 12V arms l 30 + 30 base Ø 13,5 CE   | 1D120=PON020 | alu |  LED 2W G4 3000K <input type="checkbox"/> | 358,00 |
| | | 1D120=PON001 | black |  max 10W 12V GY6.35 | 358,00 |
|  | D12NT floor on/off switch electronic ballast 12V arms l 80 + 30 base Ø 15 CE   | 1D120T00N001 | black |  LED 2W G4 3000K <input type="checkbox"/> | 409,00 |
| | | 1D120T00N020 | alu |  max 10W 12V GY6.35 | 410,00 |
|  | D12NA45 wall on/off switch electronic ballast 12V arms l 45 + 45 CE   | 1D120A45N001 | black |  LED 2W G4 3000K <input type="checkbox"/> | 324,00 |
| | | 1D120A45N020 | alu |  max 10W 12V GY6.35 | 327,00 |
|  | D12NAPI wall on/off switch electronic ballast 12V arms l 30 + 30 CE   | 1D120AP0N001 | black |  LED 2W G4 3000K <input type="checkbox"/> | 315,00 |
| | | 1D120AP0N020 | alu |  max 10W 12V GY6.35 | 317,00 |

reflectors

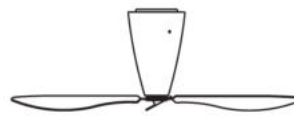
| | | | | | |
|---|---|--------------|-------------|--|-------|
|  | D12/4/1 glass reflector CE | 1D120/4/1503 | satin white | | 64,00 |
| | | 1D120/4/1524 | rose | | 64,00 |
| | | 1D120/4/1527 | yellow | | 64,00 |
| | | 1D120/4/1537 | sage green | | 64,00 |
|  | D12/5/1 metal reflector CE | 1D120/5/1520 | alu | | 42,00 |
| | | 1D120/5/1501 | black | | 42,00 |
| | | 1D120/5/1530 | brass | | 42,00 |



body





methacrylate blades






complete lamp

Calculate the price of the lamp adding the body to the methacrylate blades. Using the remote control is strongly recommended, though it is not essential. It guarantees easy installation and simple use of the fixture.

| Structure | Model Dimension cm | Item code | Finishes | Suggested light source | Euro ex.V.A.T. |
|---|---|--------------|----------|---|-------------------|
|  | D28 ceiling dimnable push dim remote controlled h 40 Ø 24 220-240V~ 50/60Hz CE Ⓢ ⚠ | 1D2800000002 | opal |  LED E27 dimmable | 524,00 |

accessories

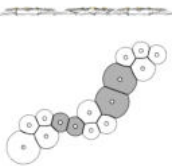
| | | | | | |
|---|--|------------------------------|---|--|----------------|
|  | D28/1 methacrylate blades set Ø 140 CE | 1D280P000000 1D280P000088 | transparent multicolour (blue, green, orange) | | 95,00 95,00 |
|  | D28/2 methacrylate screenprinted blades set Ø 140 CE | 1D280P200000 | transparent | | 104,00 |
|  | D28 r infrared remote control CE | 1D280R000000 | | | 76,00 |

D95 BULLULLIA

francisco gomez paz


| Structure | Model Dimension cm | Item code | Finishes | Suggested light source | Euro ex.V.A.T. |
|---|---|--------------|----------|--|-------------------|
|  | D95A3 wall/ceiling dimmable phase cut 220-240V~ 50/60 Hz 37 x 31 depth 7 CE □ ▽ | 1D950A300002 | white | LED 17W 2700K CRI90 <input type="checkbox"/> | 408,00 |
|  | D95A5 wall/ceiling dimmable phase cut 220-240V~ 50/60 Hz 62 x 37 depth 7 CE □ ▽ | 1D950A500002 | white | LED 27W 2700K CRI90 <input type="checkbox"/> | 607,00 |

connection kit

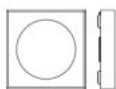
| | | | | | |
|---|---|--------------|--|--|--------|
|  | D95/3 mechanical connection kit + template only for D95A5 CE | 1D950/030002 | | | 162,00 |
|---|---|--------------|--|--|--------|

D38 CARRARA

alfredo häberli

| Structure | Model Dimension cm | Item code | Finishes | Suggested light source | Euro ex.V.A.T. |
|---|--|--------------|------------|---|-------------------|
|  | D38L floor foot dimmer 220-240V~ 50/60Hz H 185 base Ø 20,5 CE □ ▽ | 1D380DL00002 | white | LED 45W 3000K CRI 80 <input type="checkbox"/> | 1.637,00 |
| | | 1D380DL00001 | matt black | | 1.637,00 |

Power consumption: structure + power supply






| | | |
|--------|-------|-----|
| A03W44 | A03/1 | 23W |
| A03W44 | A03/2 | 28W |
| A03W66 | A03/1 | 41W |
| A03W66 | A03/3 | 38W |
| A03H66 | A03/1 | 59W |
| A03H66 | A03/3 | 56W |
| A03W99 | A03/1 | 58W |
| A03W99 | A03/3 | 53W |


optional accessory: recessed frame kit

| Structure | Model Dimension cm | Item code | Finishes | Suggested light source | Euro ex.V.A.T. |
|-----------|-----------------------|-----------|----------|---------------------------|-------------------|
|-----------|-----------------------|-----------|----------|---------------------------|-------------------|

2700K version




| | | | | | |
|---|--|--------------|------------|---|----------|
|  | A03W44 wall/ceiling 40 x 40 CE Ⓢ ⚡ | 1A030AW44002 | matt white | LED 2700K CRI 90 <input type="checkbox"/> | 469,00 |
|  | A03W66 wall/ceiling 60 x 60 CE Ⓢ ⚡ | 1A030AW66002 | matt white | LED 2700K CRI 90 <input type="checkbox"/> | 661,00 |
|  | A03W99 wall/ceiling 90 x 90 CE Ⓢ ⚡ | 1A030AW99002 | matt white | LED 2700K CRI 90 <input type="checkbox"/> | 1.019,00 |

3000K version




| | | | | | |
|---|--|--------------|------------|--|--------|
|  | A03H66 wall/ceiling high output version with prismatic diffuser 60 x 60 CE Ⓢ ⚡ | 1A030AH66002 | matt white | LED 3000K CRI 90 <input type="checkbox"/> | 843,00 |
|---|--|--------------|------------|--|--------|

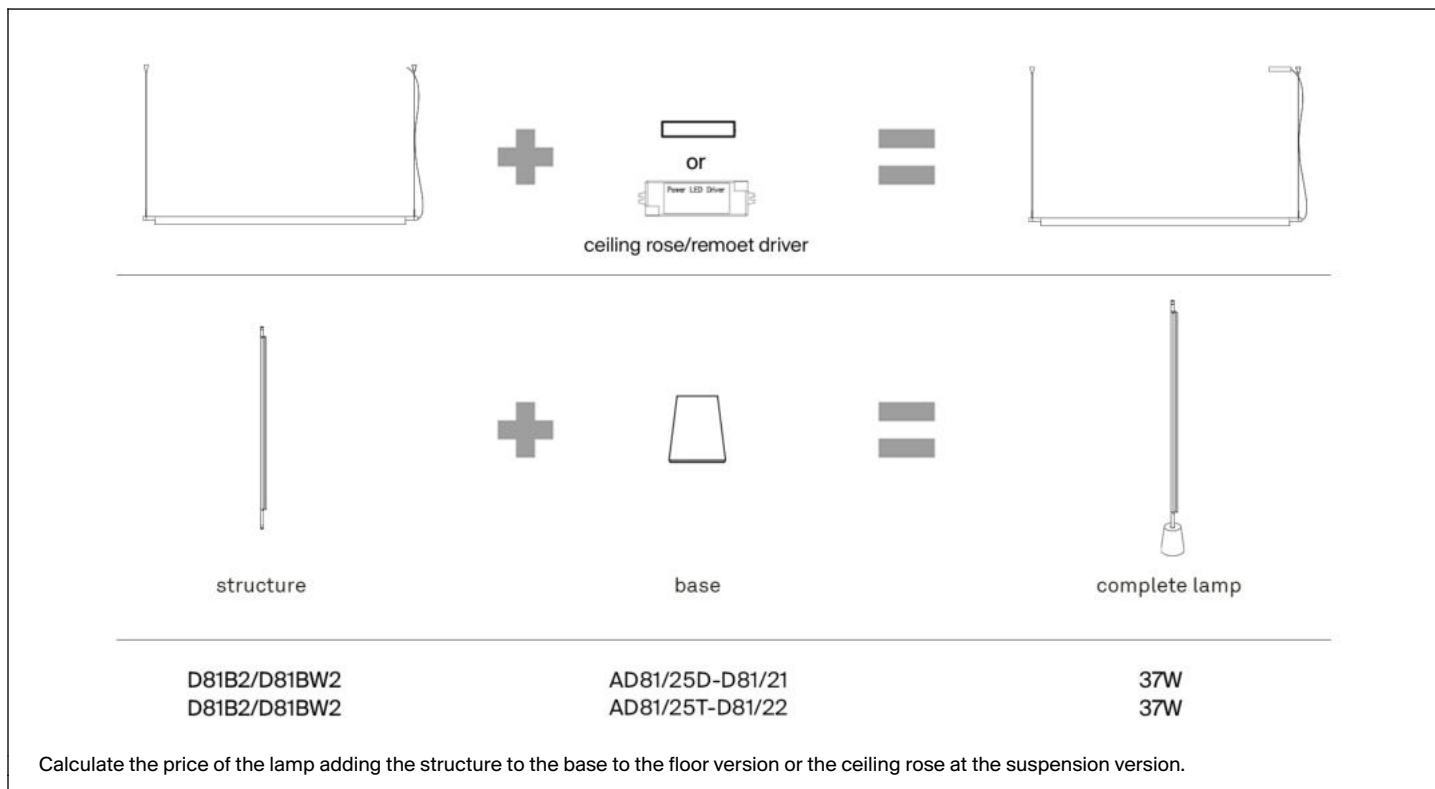
| Structure | Model Dimension cm | Item code | Finishes | Suggested light source | Euro ex.V.A.T. |
|-----------|-----------------------|-----------|----------|---------------------------|-------------------|
|-----------|-----------------------|-----------|----------|---------------------------|-------------------|

power supplies

| | | | | | |
|---|--|--------------|--|--|--------|
|  | A03/1 power supply kit phase cut compatible with A03W44, A03W66, A03H66, A03W99 220-240V~ 50/60Hz CE ⊕ ▽ | 1A030/010000 | | | 92,00 |
|  | A03/2 power supply kit push dim/DALI compatible with A03W44 220-240V~ 50/60Hz CE ⊕ ▽ | 1A030/020000 | | | 140,00 |
|  | A03/3 power supply kit push dim/DALI compatible with A03W66, A03H66, A03W99 220-240V~ 50/60Hz CE ⊕ ▽ | 1A030/030000 | | | 160,00 |

ceiling recessed accessories

| | | | | | |
|---|--|--------------|--|--|-------|
|  | A03/7 recessed frame kit for A03W44 CE | 1A030/070000 | | | 92,00 |
|  | A03/8 recessed frame kit for A03W66, A03H66 CE | 1A030/080000 | | | 94,00 |
|  | A03/9 recessed frame kit for A03W99 CE | 1A030/090000 | | | 99,00 |



| Structure | Model Dimension cm | Item code | Finishes | Suggested light source | Euro ex.V.A.T. |
|-----------|-----------------------|-----------|----------|---------------------------|-------------------|
|-----------|-----------------------|-----------|----------|---------------------------|-------------------|

2700K version

| | | | | | |
|--|---|--------------|-------|--|--------|
| | D81TW2 floor H 161 CE | 1D810TW20030 | brass | | 617,00 |
| | | 1D810TW20020 | alu | | 617,00 |
| | | 1D810TW20001 | black | | 617,00 |

3000K version




| | | | | | |
|--|--|--------------|-------|--|--------|
| | D81T2 floor H 161 CE | 1D810T020030 | brass | | 617,00 |
| | | 1D810T020020 | alu | | 617,00 |
| | | 1D810T020001 | black | | 617,00 |

base for floor version




| | | | | | |
|--|--|--------------|-------|--|--------|
| | D81/26D base foot dimmer 220-240V~ 50/60Hz h 17 Ø 14.5 CE | 1D810/26D001 | black | | 304,00 |
|--|--|--------------|-------|--|--------|

| Structure | Model Dimension cm | Item code | Finishes | Suggested light source | Euro ex.V.A.T. |
|-----------|-----------------------|-----------|----------|---------------------------|-------------------|
|-----------|-----------------------|-----------|----------|---------------------------|-------------------|




suspension structure 2700K version




| | | | | | |
|---|--|--------------|-------|---|--------|
|  | D81BW2 suspension I: max 1A dc V: 47Vdc SELV L 157 H 15 - 300 CE   | 1D810BW20020 | alu | LED 33W 2700K CRI 90 <input type="checkbox"/> | 604,00 |
| | | 1D810BW20001 | black | | 604,00 |
| | | 1D810BW20030 | brass | | 604,00 |

suspension structure 3000K version


| | | | | | |
|---|---|--------------|-------|---|--------|
|  | D81B2 suspension I: max 1A dc V: 47Vdc SELV L 157 H 15 - 300 CE   | 1D810B020020 | alu | LED 33W 3000K CRI 90 <input type="checkbox"/> | 604,00 |
| | | 1D810B020001 | black | | 604,00 |
| | | 1D810B020030 | brass | | 604,00 |


ceiling rose

| | | | | | |
|---|---|--------------|-------|--|--------|
|  | D81/25D dimmable push/DALI 220-240V ~ 50/60Hz 18 x 13 x 4 CE   | 1D810/25D000 | white | | 260,00 |
|---|---|--------------|-------|--|--------|

| | | | | | |
|---|---|--------------|-------|--|--------|
|  | D81/25T dimmable phase cut 220-240V~50/60Hz 18 x 13 x 4 CE   | 1D810/25T000 | white | | 159,00 |
|---|---|--------------|-------|--|--------|

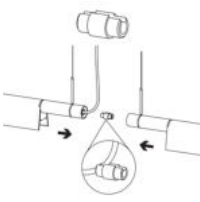
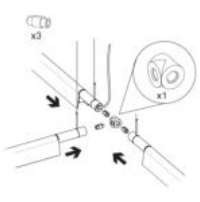

remote drivers

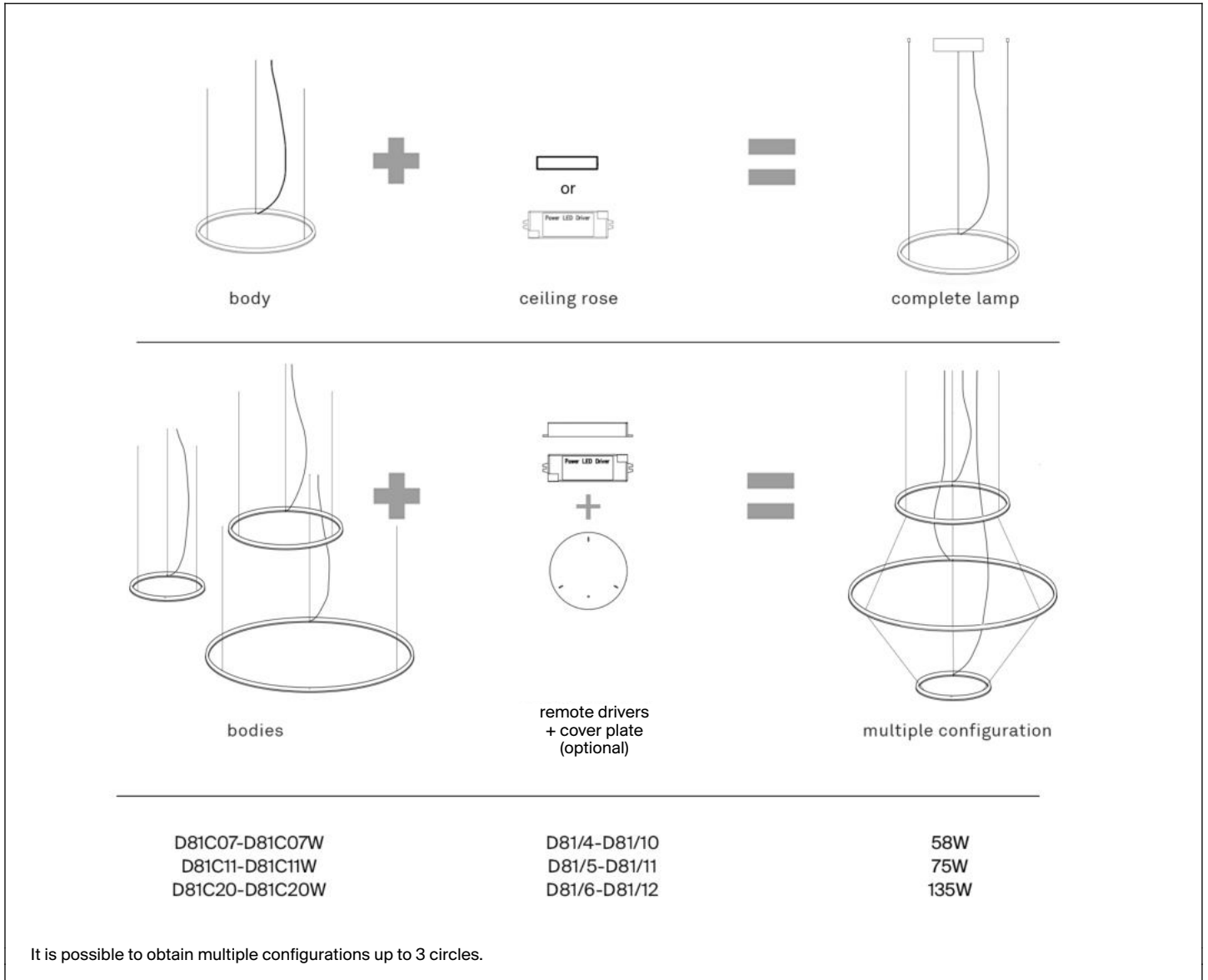
| | | | | | |
|---|---|--------------|--|--|-------|
|  | D81/21 remote driver dimmable push/DALI 1050 mA, 45W SELV 220-240V~ 50/60 Hz CE IP20 | 1D810/210000 | | | 62,00 |
|---|---|--------------|--|--|-------|

| | | | | | |
|---|--|--------------|--|--|-------|
|  | D81/22 remote driver dimmable phase cut 700 mA, 44W SELV 220-240V~ 50/60 Hz CE IP20 | 1D810/220000 | | | 43,00 |
|---|--|--------------|--|--|-------|

| Structure | Model Dimension cm | Item code | Finishes | Suggested light source | Euro ex.V.A.T. |
|-----------|-----------------------|-----------|----------|---------------------------|-------------------|
|-----------|-----------------------|-----------|----------|---------------------------|-------------------|

accessories

| | | | | | |
|---|--|---------------------|--|--|---------------|
|  | <p>D81/2 accessory for mechanical joining 180° L 8 mm</p> <p>CE</p> | <p>1D810/200001</p> | | | <p>26,00</p> |
|  | <p>D81/3 Accessory Kit for mechanical joining T or 90°</p> <p>CE</p> | <p>1D810/300001</p> | | | <p>59,00</p> |
|  | <p>D81/27 2 extra cable kit 10 m 2 electric + metal cable</p> <p>CE</p> | <p>1D810/270000</p> | | | <p>199,00</p> |






| Structure | Model Dimension cm | Item code | Finishes | Suggested light source | Euro ex.V.A.T. |
|-----------|-----------------------|-----------|----------|---------------------------|-------------------|
|-----------|-----------------------|-----------|----------|---------------------------|-------------------|




2700K versions




| | | | | | |
|--|--|--------------|-------|----------------------------|----------|
| | D81C07W suspension 24Vdc SELV Ø72 H15 - 500 CE | 1D810C07W001 | black | LED 54W 2700K CRI 90 | 1.524,00 |
| | | 1D810C07W030 | brass | | 1.524,00 |
| | | 1D810C07W020 | alu | | 1.524,00 |




| | | | | | |
|--|---|--------------|-------|----------------------------|----------|
| | D81C11W suspension 24Vdc SELV Ø110 H15 - 500 CE | 1D810C11W001 | black | LED 72W 2700K CRI 90 | 1.754,00 |
| | | 1D810C11W030 | brass | | 1.754,00 |
| | | 1D810C11W020 | alu | | 1.754,00 |

| Structure | Model Dimension cm | Item code | Finishes | Suggested light source | Euro ex.V.A.T. |
|--|---|--------------|----------|--|-------------------|
|  | D81C20W suspension 24Vdc SELV Ø200 H15 - 500 CE   | 1D810C20W001 | black | LED 125W 2700K CRI 90 <input type="checkbox"/> | 2.904,00 |
| | | 1D810C20W030 | brass | | 2.904,00 |
| | | 1D810C20W020 | alu | | 2.904,00 |




3000K versions




| | | | | | |
|---|---|--------------|-------|---|----------|
|  | D81C07 suspension 24Vdc SELV Ø72 H15 - 500 CE   | 1D810C070001 | black | LED 54W 3000K CRI 90 <input type="checkbox"/> | 1.517,00 |
| | | 1D810C070030 | brass | | 1.517,00 |
| | | 1D810C070020 | alu | | 1.517,00 |




| | | | | | |
|---|--|--------------|-------|---|----------|
|  | D81C11 suspension 24Vdc SELV Ø110 H15 - 500 CE   | 1D810C110001 | black | LED 72W 3000K CRI 90 <input type="checkbox"/> | 1.693,00 |
| | | 1D810C110030 | brass | | 1.693,00 |
| | | 1D810C110020 | alu | | 1.693,00 |

| | | | | | |
|--|--|--------------|-------|--|----------|
|  | D81C20 suspension 24Vdc SELV Ø200 H15 - 500 CE   | 1D810C200001 | black | LED 125W 3000K CRI 90 <input type="checkbox"/> | 2.741,00 |
| | | 1D810C200030 | brass | | 2.741,00 |
| | | 1D810C200020 | alu | | 2.741,00 |


ceiling rose


| | | | | | |
|---|--|--------------|-------|--|--------|
|  | D81/4 ceiling rose dimmable push/DALI 220-240V~ 50/60 Hz for D81C07 and D81C07W Ø 24 x 5 CE   | 1D810/400000 | white | | 386,00 |
|---|--|--------------|-------|--|--------|


| | | | | | |
|---|--|--------------|-------|--|--------|
|  | D81/5 ceiling rose dimmable push/DALI 220-240V~ 50/60 Hz for D81C11 and D81C11W Ø 33 x 6 CE   | 1D810/500000 | white | | 436,00 |
|---|--|--------------|-------|--|--------|


| Structure | Model Dimension cm | Item code | Finishes | Suggested light source | Euro ex.V.A.T. |
|---|--|--------------|----------|---------------------------|-------------------|
|  | D81/6 ceiling rose dimmable push/DALI 220-240V~ 50/60 Hz for D81C20 and D81C20W Ø 33 x 6 CE   | 1D810/600000 | white | | 511,00 |

remote drivers

| | | | | | |
|---|---|--------------|--|--|--------|
|  | D81/10 remote driver dimmable push/DALI 24V, 60W for D81C07 and D81C07W SELV 220-240V~ 50/60 Hz CE IP20 | 1D810/100000 | | | 172,00 |
|---|---|--------------|--|--|--------|

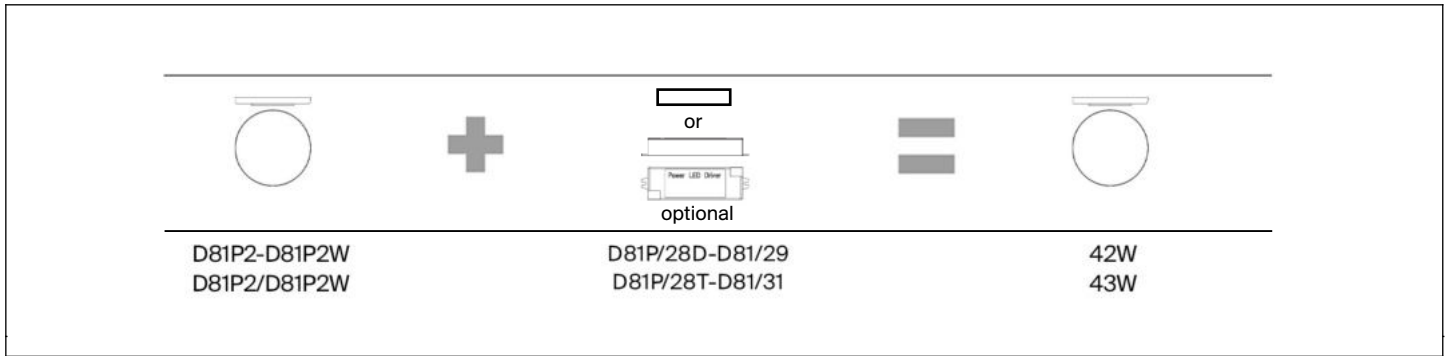
| | | | | | |
|---|--|--------------|--|--|--------|
|  | D81/11 remote driver dimmable push/DALI 24V, 100W for D81C11 and D81C11W SELV 220-240V~ 50/60 Hz CE IP20 | 1D810/110000 | | | 201,00 |
|---|--|--------------|--|--|--------|

| | | | | | |
|---|--|--------------|--|--|--------|
|  | D81/12 remote driver dimmable push/DALI 24V, 150W for D81C20 and D81C20W SELV 220-240V~ 50/60 Hz CE IP20 | 1D810/120000 | | | 257,00 |
|---|--|--------------|--|--|--------|

| | | | | | |
|---|---|--------------|--|--|--------|
|  | D81/8 optional remote drivers cover for multiple configurations (up to 3) Ø 40 x 6 CE | 1D810/800002 | | | 193,00 |
|---|---|--------------|--|--|--------|

D81P COMPENDIUM PLATE

daniel rybakken



| Structure | Model Dimension cm | Item code | Finishes | Suggested light source | Euro ex.V.A.T. |
|-----------|-----------------------|-----------|----------|---------------------------|-------------------|
|-----------|-----------------------|-----------|----------|---------------------------|-------------------|

2700K version

| | | | | | |
|-------------|--|--------------|-------|--|--------|
| | D81P2W wall/ceiling Ø 56 I: max 1400 mA dc V : 28Vdc H7 SELV | 1D810P2W0001 | black | | 775,00 |
| | | 1D810P2W0030 | brass | | 775,00 |
| | | 1D810P2W0020 | alu | | 775,00 |
| IP40 | | | | | |

3000K version

| | | | | | |
|-------------|---|--------------|-------|--|--------|
| | D81P2 wall/ceiling Ø 56 I: max 1400 mA dc V : 28Vdc H7 SELV | 1D810P200001 | black | | 775,00 |
| | | 1D810P200030 | brass | | 775,00 |
| | | 1D810P200020 | alu | | 775,00 |
| IP40 | | | | | |


ceiling rose


| | | | | | |
|--|--|--------------|-------|--|--------|
| | D81/28D ceiling rose dimmable push/DALI 220-240V~ 50/60 Hz Ø 30 x 3 | 1D810/28D000 | white | | 249,00 |
| | | | | | |

| | | | | | |
|--|--|--------------|-------|--|--------|
| | D81/28T ceiling rose dimmable phase cut 220-240V~ 50/60 Hz Ø 30 x 3 | 1D810/28T000 | white | | 231,00 |
| | | | | | |

| Structure | Model Dimension cm | Item code | Finishes | Suggested light source | Euro ex.V.A.T. |
|-----------|-----------------------|-----------|----------|---------------------------|-------------------|
|-----------|-----------------------|-----------|----------|---------------------------|-------------------|

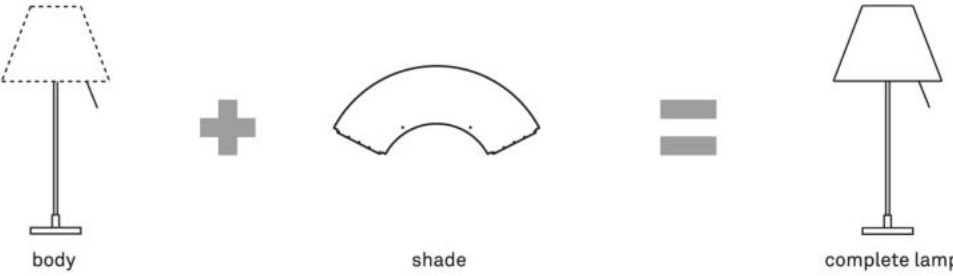
remote drivers

| | | | | | |
|---|---|--------------|--|--|-------|
|  | D81/29 remote driver dimmable push/DALI 1400 mA, 45W 220-240V~ 50/60 Hz SELV CE IP20 | 1D810/290000 | | | 90,00 |
|---|---|--------------|--|--|-------|

| | | | | | |
|---|--|--------------|--|--|--------|
|  | D81/31 remote driver dimmable phase cut 1400 mA, 60W 220-240V~ 50/60 SELV CE IP20 | 1D810/310000 | | | 104,00 |
|---|--|--------------|--|--|--------|

D13pi COSTANZINA



paolo rizzatto

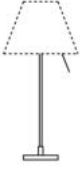




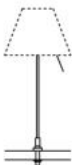


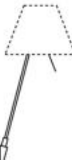





body shade complete lamp

Calculate the price of the lamp adding the cost of the body to the shade (versions not complete).
LED Bulbs included in the complete version LED.

| Structure | Model Dimension cm | Item code | Finishes | Suggested light source | Euro ex.V.A.T. |
|-----------|-----------------------|-----------|----------|---------------------------|-------------------|
|-----------|-----------------------|-----------|----------|---------------------------|-------------------|

| | | | | | |
|---|--|--------------|--|--|--------|
|  | D13pic LED table on/off switch 220-240V~ 50/60Hz h 51 base 14x14 CE □ ▼ | 1D13=NPLC020 | complete version alu body white shade |  LED 5W E14 <input type="checkbox"/> | 256,00 |
|---|--|--------------|--|--|--------|


| | | | | | |
|---|---|--------------|-------|---|--------|
|  | D13pi table on/off switch 220-240V~ 50/60Hz h 51 base 14x14 CE □ ▼ | 1D13=NP00020 | alu |  LED E14 | 194,00 |
| | | 1D13=NP00017 | black |  42W HSGSA E14 | 194,00 |
| | | 1D13=NP00030 | brass | | 282,00 |

| Structure | Model Dimension cm | Item code | Finishes | Suggested light source | Euro ex.V.A.T. |
|---|---|----------------------------------|------------------------|---|----------------------|
|  | D13pipt table on/off switch with fixing pin (thickness max 5,7) 220-240V~ 50/60Hz h 51 CE □ ▽ | 1D13PNP00020 | alu |  LED E14  42W HSGSA E14 | 175,00 |
|  | D13api wall on/off switch 220-240V~ 50/60Hz h 54 depth 28 CE □ ▽ | 1D13ANP00020 1D13ANP00017 | alu black |  LED E14  42W HSGSA E14 | 191,00 191,00 |
|  | D13spi suspension up and down on/off switch 220-240V~ 50/60Hz H 100 - 250 ceiling rose: Ø 12 x 3 CE □ ▽ | 1D13SNP00002 | white counterweight |  LED E14  42W HSGSA E14 | 184,00 |


shade

| | | | | | |
|---|--|--------------|-------|--|-------|
|  | D13/31 shade ø 26 packing: 1 item CE | 9D1331437702 | white | | 47,00 |
|---|--|--------------|-------|--|-------|

shades for Mezzo Tono collection

| | | | | | |
|---|--|--|---|--|---|
|  | D13/31 shade ø 26 packing: 1 item CE | 9D1331437734 9D1331437738 9D1331437739 9D1331437724 9D1331437737 | mistic white soft skin shaded stone edgy pink comfort green | | 55,00 55,00 55,00 55,00 55,00 |
|---|--|--|---|--|---|

shades for Radieuse collection

| | | | | | |
|---|--|--|---|--|---|
|  | D13/31 shade ø 26 packing: 1 item CE | 9D1331437736 9D1331437706 9D1331437708 9D1331437705 9D1331437701 | petroleum blue smart yellow primary red concrete grey liquorice black | | 55,00 55,00 55,00 63,00 63,00 |
|---|--|--|---|--|---|

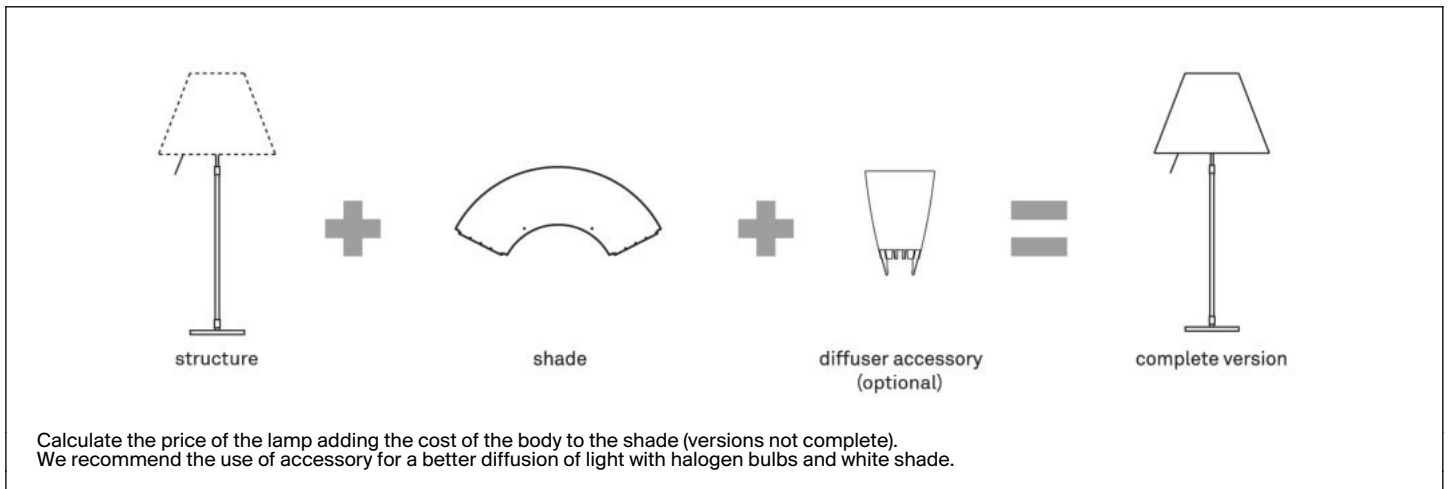
| Structure | Model Dimension cm | Item code | Finishes | Suggested light source | Euro ex.V.A.T. |
|-----------|-----------------------|-----------|----------|---------------------------|-------------------|
|-----------|-----------------------|-----------|----------|---------------------------|-------------------|

accessories




| | | | | | |
|---|---|--------------|-------|--|-------|
|  | D13/25 off-center ceiling rose Ø 12 x 3 | 9D1325476800 | white | | 49,00 |
|  | D13/50 wall mount accessory for D13 a.pi | 9D1350620720 | alu | | 67,00 |
| | | 9D1350620701 | black | | 67,00 |

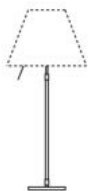


D13 COSTANZA




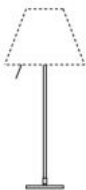





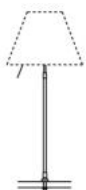











paolo rizzato













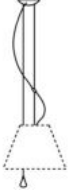




| Structure | Model Dimension cm | Item code | Finishes | Suggested light source | Euro ex.V.A.T. |
|-----------|-----------------------|-----------|----------|---------------------------|-------------------|
|-----------|-----------------------|-----------|----------|---------------------------|-------------------|


| | | | | | |
|---|---|---------------|--|---|--------|
|  | D13 c table telescopic sensor dimmer on board 220-240V~ 50/60Hz H 76/110 base 18x18 | 1D13N=00C020A | complete version alu body white shade diffuser accessory included |  LED E27 dimmable  105W HSGSA E27 energy saver | 485,00 |
|---|---|---------------|--|---|--------|

| | | | | | |
|---|---|--------------|-------|---|--------|
|  | D13 table telescopic sensor dimmer on board 220-240V~ 50/60Hz H 76/110 base 18x18 | 1D13N=000020 | alu |  LED E27 dimmable  105W HSGSA E27 energy saver | 365,00 |
| | | 1D13N=000017 | black | | 365,00 |
| | | 1D13N=000030 | brass | | 488,00 |

| Structure | Model Dimension cm | Item code | Finishes | Suggested light source | Euro ex.V.A.T. |
|---|--|---------------|--|---|-------------------|
|  | D13i table telescopic on/off switch 220-240V~ 50/60Hz H 76/110 base 18x18 CE □ ▽ | 1D13N=010020 | alu |  LED E27 dimmable  105W HSGSA E27 energy saver | 301,00 |
|  | D13if table fixed on/off switch 220-240V~ 50/60Hz H 80 base 18x18 CE □ ▽ | 1D13N=01F020 | alu |  LED E27 dimmable  105W HSGSA E27 energy saver | 282,00 |
|  | D13pt table telescopic sensor dimmer on board 220-240V~ 50/60Hz with fixing pin (tickness max 5,7) H 76/110 CE □ ▽ | 1D13NPT00020 | alu |  LED E27 dimmable  105W HSGSA E27 energy saver | 312,00 |
|  | D13pti table telescopic on/off switch with fixing pin (tickness max 5,7) 220-240V~ 50/60Hz H 76/110 CE □ ▽ | 1D13NPT10020 | alu |  LED E27 dimmable  105W HSGSA E27 energy saver | 254,00 |
|  | D13 tc floor telescopic sensor dimmer on board 220-240V~ 50/60Hz H 120/160 base 18x18 CE □ ▽ | 1D13NT00C020A | complete version alu body white shade diffuser accessory included |  LED E27 dimmable  105W HSGSA E27 energy saver | 498,00 |
|  | D13 t floor telescopic sensor dimmer on board 220-240V~ 50/60Hz H 120/160 base 18x18 CE □ ▽ | 1D13NT000020 | alu |  LED E27 dimmable  105W HSGSA E27 energy saver | 377,00 |
| | | 1D13NT000017 | black | | 377,00 |
| | | 1D13NT000030 | brass | | 498,00 |
|  | D13ti floor telescopic on/off switch base 18x18 220-240V~ 50/60Hz H 120/160 base 18x18 CE □ ▽ | 1D13NT010020 | alu |  LED E27 dimmable  105W HSGSA E27 energy saver | 324,00 |


| Structure | Model Dimension cm | Item code | Finishes | Suggested light source | Euro ex.V.A.T. |
|---|--|--------------|-----------------------------------|--|-------------------|
|  | D13tif floor fixed on/off switch 220-240V~ 50/60Hz h 153 base 18x18 CE <input type="checkbox"/> <input type="checkbox"/> | 1D13NT01F020 | alu |  LED E27 dimmable  105W HSGSA E27 energy saver | 306,00 |
|  | D13a wall telescopic sensor dimmer on board 220-240V~ 50/60Hz H 76/110 depth 44/57 CE <input type="checkbox"/> <input type="checkbox"/> | 1D13NA000020 | alu |  LED E27 dimmable  105W HSGSA E27 energy saver | 317,00 |
|  | D13aif wall fixed on/off switch 220-240V~ 50/60Hz H 80 depth 46 CE <input type="checkbox"/> <input type="checkbox"/> | 1D13NA01F020 | alu |  LED E27 dimmable  105W HSGSA E27 energy saver | 246,00 |
|  | D13s suspension telescopic 220-240V~ 50/60Hz H 100/150 ceiling rose: Ø 7 x 4 CE <input type="checkbox"/> <input type="checkbox"/> | 1D13NS000020 | alu |  LED E27  105W HSGSA E27 energy saver | 264,00 |
|  | D13sas suspension up and down 220-240V~ 50/60Hz H 100/220 ceiling rose: Ø 12 x 3 CE <input type="checkbox"/> <input type="checkbox"/> | 1D13NSA20020 | counterweight steel mat chrome |  LED filament E27  105W HSGSA E27 energy saver | 197,00 |

shade


| | | | | | |
|---|---|--------------|-------|--|-------|
|  | D13/1 shade Ø 40 packing: 1 item CE | 9D1301511702 | white | | 81,00 |
|---|---|--------------|-------|--|-------|

| Structure | Model Dimension cm | Item code | Finishes | Suggested light source | Euro ex.V.A.T. |
|-----------|-----------------------|-----------|----------|---------------------------|-------------------|
|-----------|-----------------------|-----------|----------|---------------------------|-------------------|


shades for Mezzo Tono collection


| | | | | | |
|---|---|--------------|---------------|--|--------|
|  | D13/1 shade Ø 40 packing: 1 item CE | 9D1301511734 | mistic white | | 123,00 |
| | | 9D1301511738 | soft skin | | 123,00 |
| | | 9D1301511739 | shaded stone | | 123,00 |
| | | 9D1301511724 | edgy pink | | 123,00 |
| | | 9D1301511737 | comfort green | | 123,00 |


shades for Radieuse collection

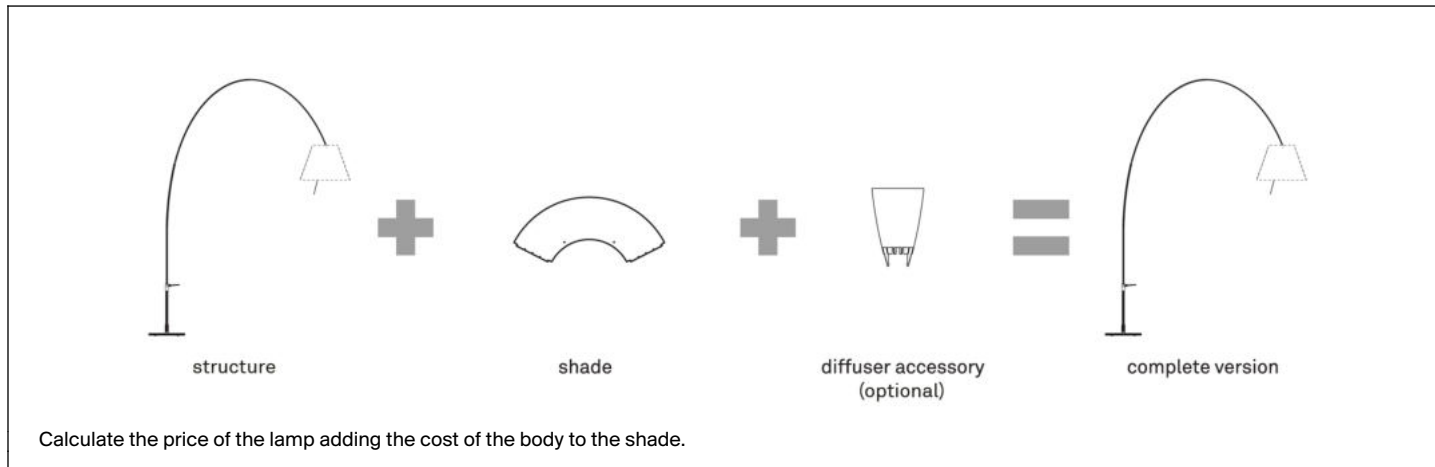
| | | | | | |
|---|---|--------------|-----------------|--|--------|
|  | D13/1 shade Ø 40 packing: 1 item CE | 9D1301511736 | petroleum blue | | 123,00 |
| | | 9D1301511706 | smart yellow | | 123,00 |
| | | 9D1301511708 | primary red | | 123,00 |
| | | 9D1301511705 | concrete grey | | 147,00 |
| | | 9D1301511701 | liquorice black | | 147,00 |










accessories

| | | | | | |
|--|---|--------------|-------|--|-------|
|  | D13/25 off-center ceiling rose Ø 12 x 3 CE | 9D1325476800 | white | | 49,00 |
|--|---|--------------|-------|--|-------|

| | | | | | |
|---|--|--------------|-------|--|-------|
|  | D13/50 wall mount accessory for D13a - D13aif CE | 9D1350620720 | alu | | 67,00 |
| | | 9D1350620701 | black | | 67,00 |


| | | | | | |
|---|---|--------------|-------|--|-------|
|  | D13/91 diffuser accessory bulb not included packing: 4 items the price refers to the single article CE | 1D13N/910000 | white | | 25,00 |
|---|---|--------------|-------|--|-------|





| Structure | Model Dimension cm | Item code | Finishes | Suggested light source | Euro ex.V.A.T. |
|---|---|--------------|----------|---|-------------------|
|  | D13E d. floor telescopic dimmer on board 220-240V~ 50/60Hz H 217 - 250 H min 130 - 140 base 36 x 36 CE □ ▽ | 1D13GED00020 | alu |  LED E27 dimmable | 1.215,00 |
| | | 1D13GED00017 | black |  105W HSGSA E27 energy saver | 1.221,00 |
|  | D13Ea d. wall version telescopic dimmer on board 220-240V~ 50/60Hz H 215 - 248 CE □ ▽ | 1D13GEDA0020 | alu |  LED E27 dimmable  105W HSGSA E27 energy saver | 1.017,00 |
|  | D13E sas suspension 220-240V~ 50/60Hz H 100 - 250 ceiling rose: Ø 12 x 3 CE □ ▽ | 1D13GESA0020 | alu |  LED E27 dimmable  105W HSGSA E27 energy saver | 220,00 |

| Structure | Model Dimension cm | Item code | Finishes | Suggested light source | Euro ex.V.A.T. |
|-----------|-----------------------|-----------|----------|---------------------------|-------------------|
|-----------|-----------------------|-----------|----------|---------------------------|-------------------|

shade and accessories













| | | | | | |
|---|--|--------------|--------------|--|--------|
|  | D13E/1 D13E/1 shade Ø 50, h 35 CE | 1D13GE/01002 | white | | 188,00 |
| | | 1D13GE/01039 | shaded stone | | 220,00 |
| | | 1D13GE/01008 | red | | 283,00 |
| | | 1D13GE/01001 | black | | 307,00 |

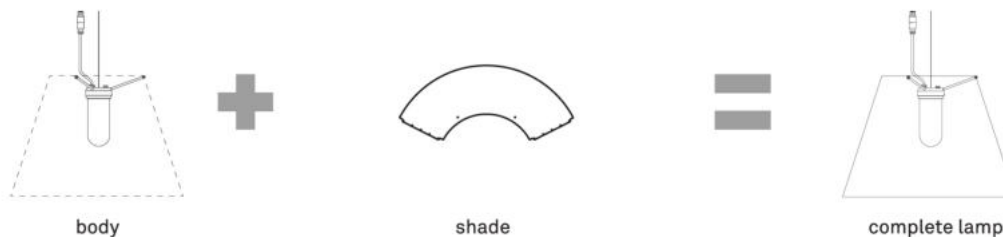
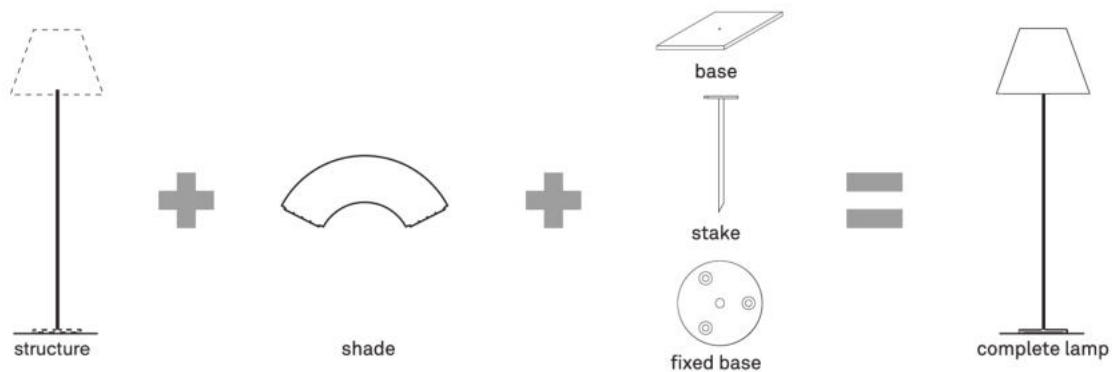
| | | | | | |
|---|--|--------------|-------|--|-------|
|  | D13/25 off-center ceiling rose Ø 12 x h 3 CE | 9D1325476800 | white | | 49,00 |
|---|--|--------------|-------|--|-------|

| | | | | | |
|---|---|--------------|-------|--|-------|
|  | D13/91 diffuser accessory bulb not included packing: 4 items the price refers to the single article CE | 1D13N/910000 | white | | 25,00 |
|---|---|--------------|-------|--|-------|

D13G GRANDE COSTANZA

paolo rizzato

| Structure | Model Dimension cm | Item code | Finishes | Suggested light source | Euro ex.V.A.T. |
|--|---|--------------|-------------------------|--|-------------------|
|  | D13Gt floor telescopic sensor dimmer 220-240V~ 50/60Hz Ø 70, H 175 - 235 base 36x36 CE □ ▽ | 1D13GTDH0020 | alu stem white shade |  3xLED E27 dimmable  3x70W HSGSA E27 energy saver | 1.360,00 |
|  | D13Gti floor telescopic on/off switch 220-240V~ 50/60Hz Ø 70, H 175 - 235 base 36x36 CE □ ▽ | 1D13GTIH0020 | alu stem white shade |  3xLED E27 dimmable  3x70W HSGSA E27 energy saver | 1.347,00 |
|  | D13Gs suspension sensor dimmer 220-240V~ 50/60Hz Ø 70, H 100 - 475 ceiling rose: Ø 12 x 3 CE □ ▽ | 1D13GSDH0020 | white shade |  3xLED E27 dimmable  3x70W HSGSA E27 energy saver | 743,00 |
|  | D13Gsi suspension on/off 220-240V~ 50/60Hz Ø 70, H 100 - 475 ceiling rose: Ø 12 x 3 CE □ ▽ | 1D13GSIH0020 | white shade |  3xLED E27 dimmable  3x70W HSGSA E27 energy saver | 700,00 |







Calculate the price of the lamp adding the cost of the body to the shade, and to the accessories, such as base, rod stake or fixed base.
Apparatus IP44 with optical compartment with a degree of protection IP55.

| Structure | Model Dimension cm | Item code | Finishes | Suggested light source | Euro ex.V.A.T. |
|-----------|--|--------------|----------|-----------------------------------|-------------------|
| | D13G.air floor outdoor on/off switch 220-240V~ 50/60Hz Ø 2,1, H 221 CE ⚡ ⚠ IP44 | 1D13GT/00020 | alu | LED E27 | 932,00 |
| | | 1D13GT/00013 | rust | 205W HSGST E27 energy saver | 932,00 |
| | D13GSO suspension structure on/off switch 220-240V~ 50/60Hz Ø 10,6, H 23,7 CE ⚡ ⚠ IP65 | 1D13GSOUT020 | alu | LED E27 | 728,00 |





shade and accessories

| | | | | | |
|--|--|--------------|-------|--|--------|
| | D13G/1 shade for structure and suspension Ø 70, H 49 CE | 1D13GP/01002 | white | | 298,00 |
| | | 1D13GP/01028 | ivory | | 405,00 |
| | | 1D13GP/01011 | green | | 405,00 |
| | | 1D13GP/01013 | rust | | 405,00 |

| Structure | Model Dimension cm | Item code | Finishes | Suggested light source | Euro ex.V.A.T. |
|---|--|--------------|----------|---------------------------|-------------------|
|  | D13G.air/2 base l 36x36, H 2 CE | 1D13GT/02020 | alu | | 416,00 |
| | | 1D13GT/02013 | rust | | 416,00 |
|  | D13G.air/3 stake for inserting into the soil Ø base 6 Ø 2,1, H 50,7 CE | 1D13GT/03020 | alu | | 128,00 |
|  | D13G.air/4 fixed base for dowels Ø 12, H 1,25 CE | 1D13GT/04020 | alu | | 128,00 |
| | | 1D13GT/04013 | rust | | 128,00 |
|  | D13E/2 shade only for suspension structure Ø 50, H 35 CE | 1D13GE/02002 | white | | 182,00 |


D73 COUNTERBALANCE

daniel rybakken

| Structure | Model Dimension cm | Item code | Finishes | Suggested light source | Euro ex.V.A.T. |
|--|---|--------------|----------|--|-------------------|
|  | D73N wall step dimmer (0%/50%/100%) l 191,6 head Ø 8,5 CE   | 1D73N0000001 | black | LED 16W 2700K CRI 90  | 918,00 |
| | | 1D73N0000007 | red | | 918,00 |

D73a COUNTERBALANCE SPOT



daniel rybakken

| Structure | Model Dimension cm | Item code | Finishes | Suggested light source | Euro ex.V.A.T. |
|---|--|--------------|----------|---|-------------------|
|  | D73NA1 ceiling/wall dimmable trailing edge l 27,9 head Ø 8,5 220-240V~ 50/60Hz CE Ⓢ V | 1D73NA100001 | black | LED 12W 2700K CRI 90 <input type="checkbox"/> | 449,00 |

D73t COUNTERBALANCE FLOOR


daniel rybakken

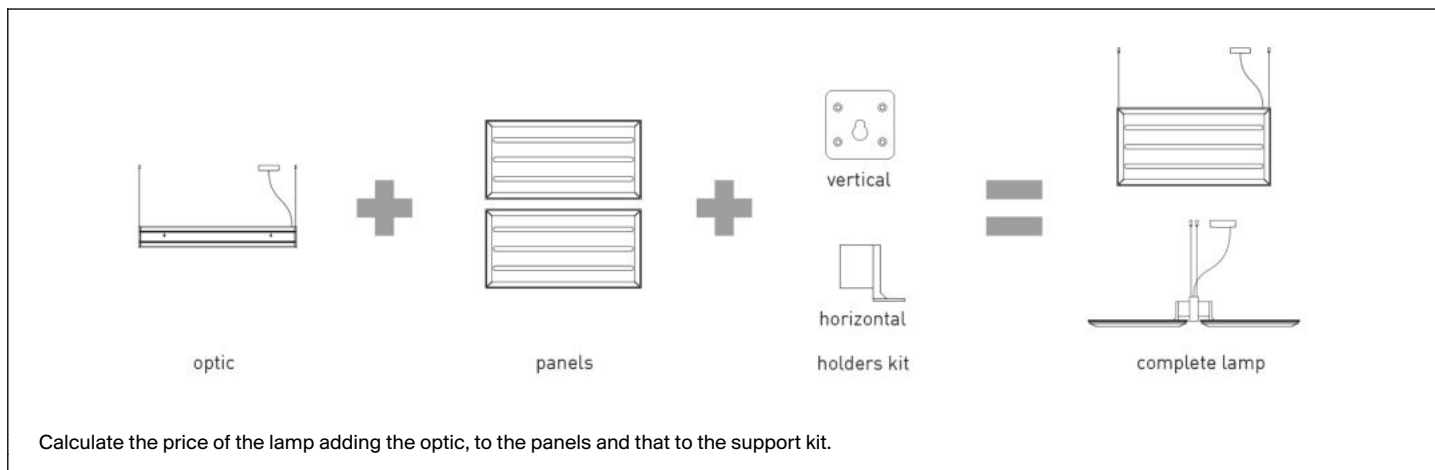
Calculate the price of the lamp adding the cost of the structure to the base.

| Structure | Model Dimension cm | Item code | Finishes | Suggested light source | Euro ex.V.A.T. |
|---|---|--------------|----------|---|-------------------|
|  | D73NT floor step dimmer (0%/50%/100%) h 170 CE Ⓢ V | 1D73NT000001 | black | LED 16W 2700K CRI 90 <input type="checkbox"/> | 518,00 |
|  | D73/1 base h 24 Ø 14,5 CE | 1D730/100001 | black | | 232,00 |

D76 CURL

sebastian bergne

| Structure | Model Dimension cm | Item code | Finishes | Suggested light source | Euro ex.V.A.T. |
|---|--|--------------|----------|--|-------------------|
|  | D76N1 table dimmer on board l 21 h 26 CE Ⓢ V | 1D760N100018 | mirror | LED 8W 3000K CRI 80 <input type="checkbox"/> | 335,00 |



Calculate the price of the lamp adding the optic, to the panels and that to the support kit.

| Structure | Model Dimension cm | Item code | Finishes | Suggested light source | Euro ex.V.A.T. |
|-----------|-----------------------|-----------|----------|---------------------------|-------------------|
|-----------|-----------------------|-----------|----------|---------------------------|-------------------|

optics 120 cm

| | | | | | |
|--|--|--------------|-----|---|--------|
| | D93SDDCN direct optic 3000K dimmable push/DALI 120 x 15 x 5 H 50 - 300 ceiling rose: Ø 15 x 5 220-240V~ 50/60 Hz CE Ⓢ ⚠ | 1D93NSDDC020 | alu | LED 43W 3000K CRI 90 <input type="checkbox"/> | 845,00 |
|--|--|--------------|-----|---|--------|

| | | | | | |
|--|---|--------------|-----|--|----------|
| | D93SDICN direct/indirect optic 3000K dimmable push/DALI 120 x 15 x 5 H 50 - 300 ceiling rose: Ø 15 x 5 220-240V~ 50/60 Hz CE Ⓢ ⚠ | 1D93NSDIC020 | alu | LED 43W + LED 32W 3000K CRI 90 <input type="checkbox"/> | 1.046,00 |
|--|---|--------------|-----|--|----------|

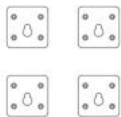
| | | | | | |
|--|--|--------------|-----|--|----------|
| | D93SFICN direct/indirect optic 3000K with anti-glare dimmable push/DALI 120 x 15 x 5 H 50 - 300 ceiling rose: Ø 15 x 5 220-240V~ 50/60 Hz CE Ⓢ ⚠ | 1D93NSFIC020 | alu | LED 43W + LED 32W 3000K CRI 90 <input type="checkbox"/> | 1.092,00 |
|--|--|--------------|-----|--|----------|

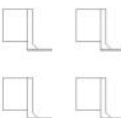
sound-absorbing panels 120 cm

| | | | | | |
|--|--|--------------|-------------|--|----------|
| | D93/1 Pair of panels 120 x 60 CE | 1D93010000A1 | white/black | | 1.160,00 |
| | | 1D93010000A2 | white/blue | | 1.160,00 |
| | | 1D93010000A4 | white/beige | | 1.160,00 |


| Structure | Model Dimension cm | Item code | Finishes | Suggested light source | Euro ex.V.A.T. |
|-----------|-----------------------|-----------|----------|---------------------------|-------------------|
|-----------|-----------------------|-----------|----------|---------------------------|-------------------|


support kit


| | | | | | |
|---|--|--------------|-----|--|--------|
|  | D93/5 Kit 4 supports positioning vertical panels recommended for D93SDDC | 1D9305000020 | alu | | 126,00 |
|---|--|--------------|-----|--|--------|

| | | | | | |
|---|---|--------------|-----|--|--------|
|  | D93/6 Kit 4 supports positioning horizontal panels | 1D9306000020 | alu | | 212,00 |
|---|---|--------------|-----|--|--------|


optics 180 cm

| | | | | | |
|---|--|--------------|-----|---|----------|
|  | D93SDDLN direct optic 3000K dimnable push/DALI 180 x 15 x 5 H 50 - 300 ceiling rose: Ø 15 x 5 220-240V~ 50/60 Hz | 1D93NSDDL020 | alu | 63W 3000K CRI 90 <input type="checkbox"/> | 1.020,00 |
|---|--|--------------|-----|---|----------|

| | | | | | |
|---|---|--------------|-----|---|----------|
|  | D93SDILN direct/indirect optic 3000K dimnable push/DALI 180 x 15 x 5 H 50 - 300 ceiling rose: Ø 15 x 5 220-240V~ 50/60 Hz | 1D93NSDIL020 | alu | 63W+ 52W 3000K CRI 90 <input type="checkbox"/> | 1.256,00 |
|---|---|--------------|-----|---|----------|



| | | | | | |
|---|--|--------------|-----|---|----------|
|  | D93SFILN direct/indirect optic with anti-glare 3000K dimnable push/DALI 180 x 15 x 5 H 50 - 300 ceiling rose: Ø 15 x 5 220-240V~ 50/60 Hz | 1D93NSFIL020 | alu | 63W+ 52W 3000K CRI 90 <input type="checkbox"/> | 1.281,00 |
|---|--|--------------|-----|---|----------|

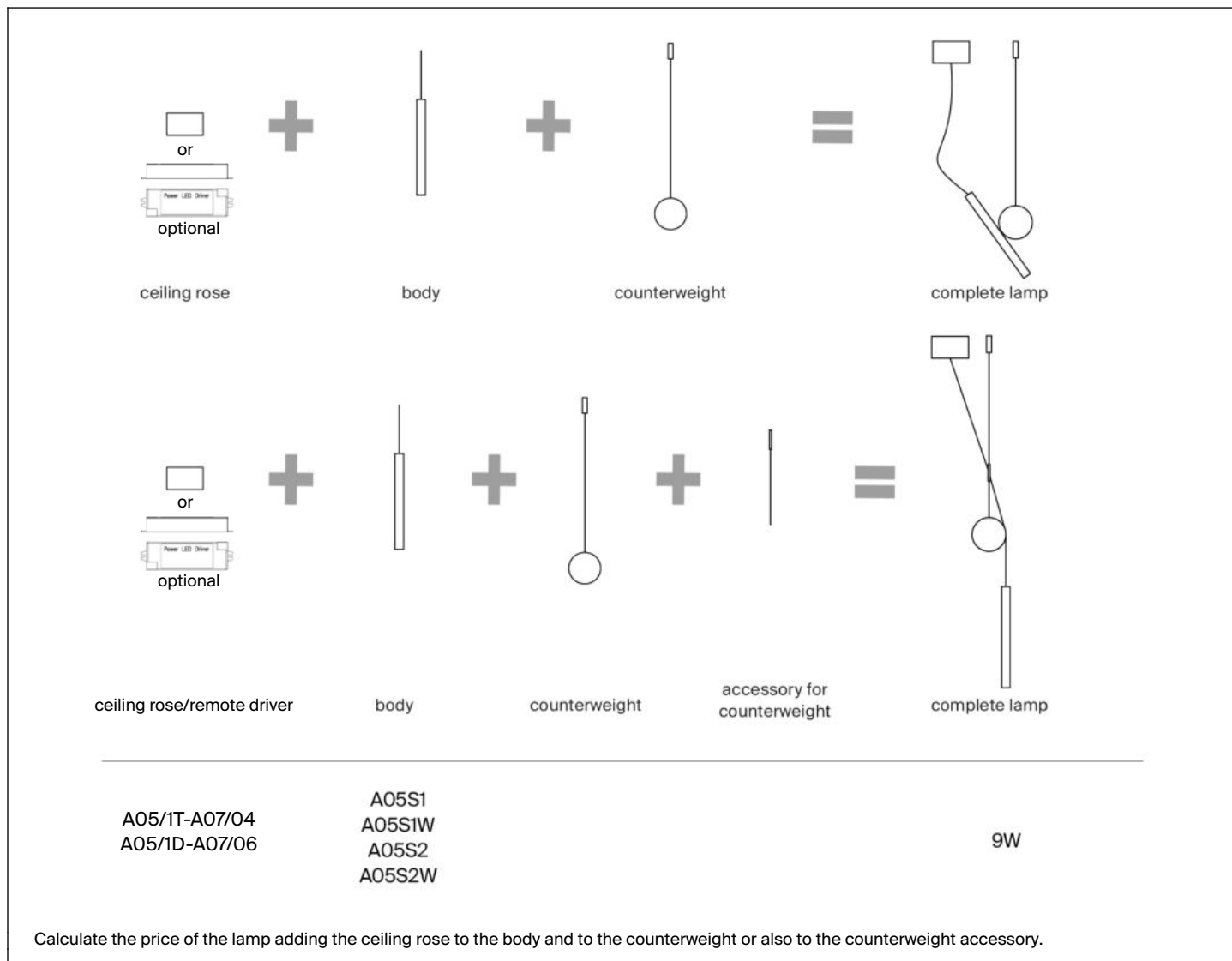
sound-absorbing panels 180 cm

| | | | | | |
|---|--|--------------|-------------|--|----------|
|  | D93/3 Pair of panels 180 x 60 | 1D93030000A1 | white/black | | 1.847,00 |
| | | 1D93030000A2 | white/blue | | 1.847,00 |
| | | 1D93030000A4 | white/beige | | 1.847,00 |

| Structure | Model Dimension cm | Item code | Finishes | Suggested light source | Euro ex.V.A.T. |
|-----------|-----------------------|-----------|----------|---------------------------|-------------------|
|-----------|-----------------------|-----------|----------|---------------------------|-------------------|

Support kit

| | | | | | |
|---|--|---------------------|------------|--|---------------|
|  | <p>D93/7 Kit 6 supports positioning vertical panels recommended for D93SDDL</p> <p>CE</p> | <p>1D9307000020</p> | <p>alu</p> | | <p>187,00</p> |
|  | <p>D93/8 Kit 6 supports positioning horizontal panels</p> <p>CE</p> | <p>1D9308000020</p> | <p>alu</p> | | <p>317,00</p> |



| Structure | Model Dimension cm | Item code | Finishes | Suggested light source | Euro ex.V.A.T. |
|-----------|-----------------------|-----------|----------|---------------------------|-------------------|
|-----------|-----------------------|-----------|----------|---------------------------|-------------------|

complete wall version. 2700K. Ceiling rose finish / cylinder finish.




| | | | | | |
|--|--|--------------|--|-----------------------------|--------|
| | A05ADW wall/ceiling dimmable phase cut 220-240V ~ 50/60Hz ceiling rose Ø 6 depth 10,5 cylinder Ø 2,5 x L 18 CE □ ▽ | 1A050ADW0001 | black ceiling rose/ black light engine | LED 7W 2700K CRI 90 □ | 377,00 |
| | | 1A050ADW0030 | black ceiling rose/ brass light engine | | 377,00 |
| | | 1A050ADW0035 | white ceiling rose/ black light engine | | 377,00 |
| | | 1A050ADW0002 | white ceiling rose/ ribbed white light engine | | 377,00 |
| | | 1A050ADW0098 | black ceiling rose/ ribbed white light engine | | 377,00 |




complete wall version. 3000K. Ceiling rose finish / cylinder finish.

| | | | | | |
|--|---|--------------|--|-----------------------------|--------|
| | A05AD wall/ceiling dimmable phase cut 220-240V ~ 50/60Hz ceiling rose Ø 6 depth 10,5 cylinder Ø 2,5 x L 18 CE □ ▽ | 1A050AD00001 | black ceiling rose/ black light engine | LED 7W 3000K CRI 90 □ | 377,00 |
| | | 1A050AD00030 | black ceiling rose/ brass light engine | | 377,00 |
| | | 1A050AD00035 | white ceiling rose/ black light engine | | 377,00 |
| | | 1A050AD00002 | white ceiling rose/ ribbed white light engine | | 377,00 |
| | | 1A050AD00098 | black ceiling rose/ ribbed white light engine | | 377,00 |




| Structure | Model Dimension cm | Item code | Finishes | Suggested light source | Euro ex.V.A.T. |
|-----------|-----------------------|-----------|----------|---------------------------|-------------------|
|-----------|-----------------------|-----------|----------|---------------------------|-------------------|




bodies suspension version 2700K

| | | | | | |
|---|--|--------------|-------|---|--------|
|  | A05S1W suspension l : max : 550mA dc V:9Vdc L 30 Ø 2,5 L cable 3 m CE   | 1A050S1W0001 | black | LED 5W 2700K CRI90 <input type="checkbox"/> | 209,00 |
| | | 1A050S1W0030 | brass | | 240,00 |




| | | | | | |
|---|---|--------------|------------------------------|---|--------|
|  | A05S2W suspension ribbed body l : max : 550mA dc V:9Vdc L 30 Ø 2,5 L cable 3 m CE   | 1A050S2W0002 | ribbed body painted white | LED 5W 2700K CRI90 <input type="checkbox"/> | 209,00 |
|---|---|--------------|------------------------------|---|--------|




bodies suspension version 3000K

| | | | | | |
|--|---|--------------|-------|---|--------|
|  | A05S1 suspension l : max : 550mA dc V:9Vdc L 30 Ø 2,5 L cable 3 m CE   | 1A050S100001 | black | LED 5W 3000K CRI90 <input type="checkbox"/> | 209,00 |
| | | 1A050S100030 | brass | | 240,00 |

| | | | | | |
|---|--|--------------|------------------------------|---|--------|
|  | A05S2 suspension ribbed body l : max : 550mA dc V:9Vdc L 30 Ø 2,5 L cable 3 m CE   | 1A050S200002 | ribbed body painted white | LED 5W 3000K CRI90 <input type="checkbox"/> | 209,00 |
|---|--|--------------|------------------------------|---|--------|


ceiling rose

| | | | | | |
|---|--|--------------|-------|--|--------|
|  | A05/1T ceiling rose dimmmable phase cut 220-240V~ 50/60Hz Ø 11 h 6,5 CE   | 1A050/01T001 | black | | 107,00 |
|---|--|--------------|-------|--|--------|


| | | | | | |
|---|---|--------------|-------|--|--------|
|  | A05/1D ceiling rose dimmmable DALI 220-240V~ 50/60Hz Ø 11 h 6,5 CE   | 1A050/01D001 | black | | 131,00 |
|---|---|--------------|-------|--|--------|

| Structure | Model Dimension cm | Item code | Finishes | Suggested light source | Euro ex.V.A.T. |
|-----------|-----------------------|-----------|----------|---------------------------|-------------------|
|-----------|-----------------------|-----------|----------|---------------------------|-------------------|


counterweight

| | | | | | | |
|---|---|--------------|-------|--|--|--------|
|  | A05/2 counterweight Ø 10 L cable 3 m CE | 1A050/020001 | black | | | 112,00 |
| | | | | | | |


counterweight accessory

| | | | | | | |
|---|--|--------------|-------|--|--|-------|
|  | A05/3 accessory CE | 1A050/030000 | metal | | | 39,00 |
|---|--|--------------|-------|--|--|-------|


cover plate


| | | | | | | |
|--|--|--------------|-------|--|--|-------|
|  | A05/6 cover plate only for wall/ceiling structure Ø 9,5 CE | 1A050/060002 | white | | | 42,00 |
| | | 1A050/060001 | black | | | 42,00 |

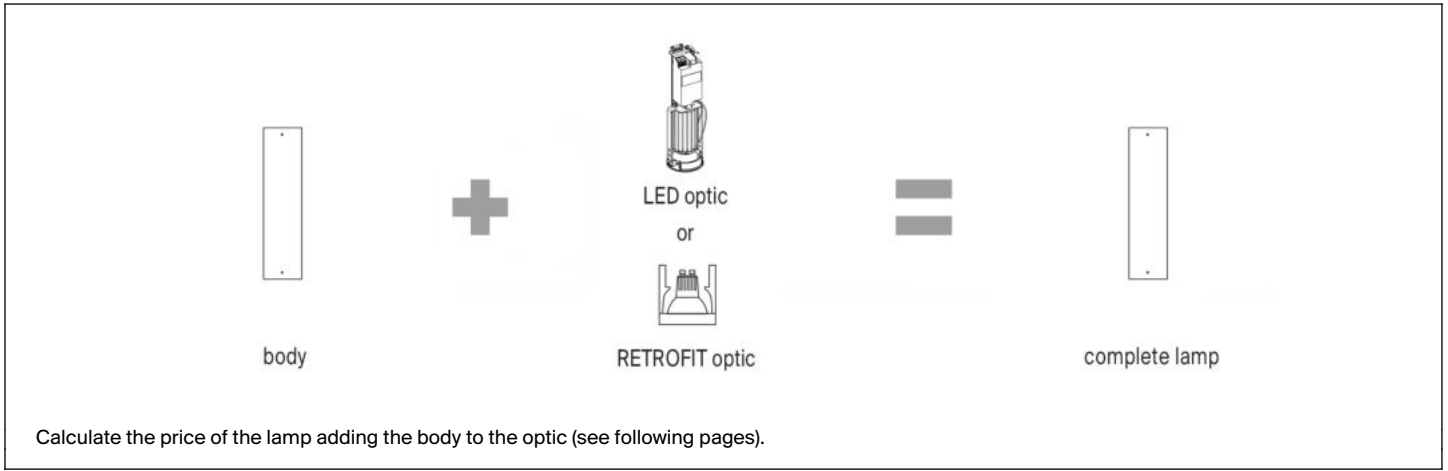
track adapter



| | | | | | | |
|---|---|--------------|-------|--|--|-------|
|  | A05/7 track adapter dimnable push/DALI SELV 48Vdc CE | 1A050/070002 | white | | | 87,00 |
| | | 1A050/070001 | black | | | 87,00 |

remote drivers

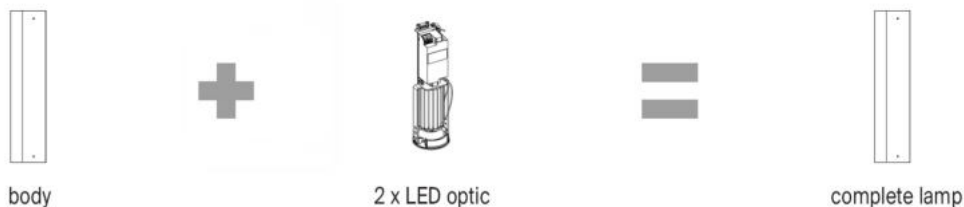
| | | | | | | |
|---|---|--------------|--|--|--|-------|
|  | A07/4 remote driver dimnable push/DALI 500 mA, 36W 220-240V~ 50/60Hz SELV CE IP20 | 1A070/040000 | | | | 51,00 |
|---|---|--------------|--|--|--|-------|

| | | | | | | |
|---|---|--------------|--|--|--|-------|
|  | A07/6 remote driver dimnable phase cut 500 mA, 30W 220-240V~ 50/60Hz SELV CE IP20 | 1A070/060000 | | | | 25,00 |
|---|---|--------------|--|--|--|-------|

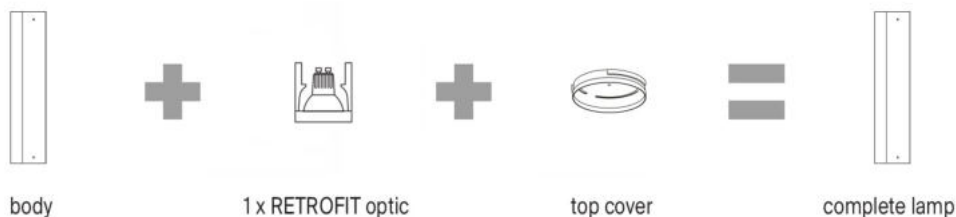


| Structure | Model Dimension cm | Item code | Finishes | Suggested light source | Euro ex.V.A.T. |
|--|--|--------------|------------|---------------------------|-------------------|
|  | E04200 ceiling h 27,9 Ø 7 direct light CE V | 1E0400200001 | matt black | | 109,00 |
| | | 1E0400200002 | matt white | | 109,00 |
| | | 1E0400200030 | matt brass | | 109,00 |
|  | E04220 ceiling h 37,2 Ø 13,4 direct light CE V | 1E0400220001 | matt black | | 148,00 |
| | | 1E0400220002 | matt white | | 148,00 |
| | | 1E0400220030 | matt brass | | 148,00 |


E04250 (with LED optic)




E04250 (with RETROFIT optic)



calculate the price of the lamp adding the body to the optic (see following pages).

| Structure | Model Dimension cm | Item code | Finishes | Suggested light source | Euro ex.V.A.T. |
|--|--|--------------|------------|---------------------------|-------------------|
|  | E04250 wall direct and direct/indirect light h 46,5 Ø 13,4 CE | 1E0400250001 | matt black | | 199,00 |
| | | 1E0400250002 | matt white | | 199,00 |
| | | 1E0400250030 | matt brass | | 199,00 |

top cover to use with retrofit optics

| | | | | | |
|---|---------------------------------|--------------|-------|--|-------|
|  | E0401 top cover CE | 1E040/010001 | black | | 22,00 |
|---|---------------------------------|--------------|-------|--|-------|

E04270-E04290



body



1 x LED optic

or



1 x RETROFIT optic



5-pole ceiling rose kit



complete lamp

E04280



body



2 x LED optic

or



2 x RETROFIT optic



5-pole ceiling rose kit



complete lamp

E04280



corpo



1 x ottica LED

o



1 x RETROFIT optic



top cover





5-pole ceiling rose kit




complete lamp


Calculate the price of the lamp adding the body to the optic (see following pages).

| Structure | Model Dimension cm | Item code | Finishes | Suggested light source | Euro ex.V.A.T. |
|-----------|--|--------------|------------|---------------------------|-------------------|
| | E04270 suspension direct light h 27,9 Ø 7 L cable max 3 m ceiling rose: Ø 12 x 3 CE V | 1E0400270001 | matt black | | 184,00 |
| | | 1E0400270002 | matt white | | 184,00 |
| | | 1E0400270030 | matt brass | | 184,00 |
| | E04280 suspension direct/indirect light h 46,5 Ø 7 L cable max 3 m ceiling rose: Ø 12 x 3 CE V | 1E0400280001 | matt black | | 182,00 |
| | | 1E0400280002 | matt white | | 182,00 |
| | | 1E0400280030 | matt brass | | 182,00 |



| Structure | Model Dimension cm | Item code | Finishes | Suggested light source | Euro ex.V.A.T. |
|---|--|--------------|------------|---------------------------|-------------------|
|  | E04290 suspension direct light h 37,2 Ø 13,4 L cable max 3 m ceiling rose: Ø 12 x 3 CE  | 1E0400290001 | matt black | | 213,00 |
| | | 1E0400290002 | matt white | | 213,00 |
| | | 1E0400290030 | matt brass | | 213,00 |



accessories



| | | | | | |
|---|--|--------------|-------|--|-------|
|  | EA1096 5-pole ceiling rose kit ceiling rose: Ø 12 x 3 CE | 1EA100096000 | white | | 19,00 |
|---|--|--------------|-------|--|-------|

| | | | | | |
|---|---|--------------|-------|--|-------|
|  | E0402 top cover for E04280 CE | 1E040/020001 | black | | 34,00 |
|---|---|--------------|-------|--|-------|

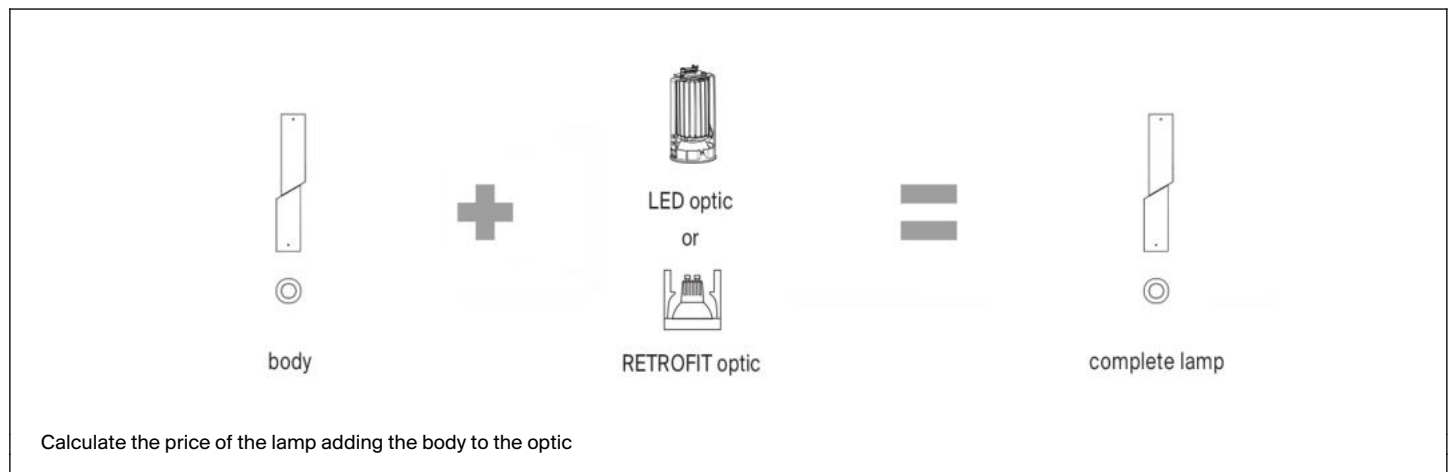
optics for E04 (ceiling, wall e suspension)

| | | | | | |
|---|--|--------------|--|---|--------|
|  | E041M medium beam optic 45° dimmable push/DALI for body Ø 7 220-240V~ 50/60Hz CE  | 1E040/1M0000 | | COB LED module 12W 2700K CRI 90 <input type="checkbox"/> | 181,00 |
|---|--|--------------|--|---|--------|

| | | | | | |
|---|---|--------------|--|---|--------|
|  | E041W large beam optic 60° dimmable push/DALI for body Ø 7 220-240V~ 50/60Hz CE  | 1E040/1W0000 | | COB LED module 12W 2700K CRI 90 <input type="checkbox"/> | 181,00 |
|---|---|--------------|--|---|--------|



| | | | | | |
|---|---|--------------|--|---|--------|
|  | E042M medium beam optic 45° dimmable push/DALI for body Ø 13.4 220-240V~ 50/60Hz CE  | 1E040/2M0000 | | COB LED module 19W 2700K CRI 90 <input type="checkbox"/> | 228,00 |
|---|---|--------------|--|---|--------|

| Structure | Model Dimension cm | Item code | Finishes | Suggested light source | Euro ex.V.A.T. |
|---|---|--------------|----------|--|-------------------|
|  | E042W large beam optic 56° dimmable push/DALI for bodies Ø 13.4 220-240V~ 50/60Hz CE  | 1E040/2W0000 | | COB LED module 19W 2700K <input type="checkbox"/> CRI 90 | 228,00 |
|  | E043M medium beam optic 30° dimmable push/DALI for bodies Ø 7 220-240V~ 50/60Hz CE  | 1E040/3M0000 | | LED module 13W dim to warm <input type="checkbox"/> 3000K → 1800K CRI 97 | 191,00 |
|  | E043W large beam optic 42° dimmable push/DALI for bodies Ø 7 220-240V~ 50/60Hz CE  | 1E040/3W0000 | | LED module 13W dim to warm <input type="checkbox"/> 3000K → 1800K CRI 97 | 191,00 |
|  | E044M medium beam optic 32° dimmable push/DALI for bodies Ø 13.4 220-240V~ 50/60Hz CE  | 1E040/4M0000 | | LED module 20W dim to warm <input type="checkbox"/> 3000K → 1800K CRI 97 | 250,00 |
|  | E044W large beam optic 46° dimmable push/DALI for bodies Ø 13.4 220-240V~ 50/60Hz CE  | 1E040/4W0000 | | LED module 20W dim to warm <input type="checkbox"/> 3000K → 1800K CRI 97 | 250,00 |
|  | E041R optic retrofit dimmable phase cut for bodies Ø 7 220-240V~ 50/60Hz CE  | 1E040/1R0000 | |  LED retrofit GU10 | 74,00 |
|  | E042R optic retrofit dimmable phase cut for bodies Ø 13.4 220-240V~ 50/60Hz CE  | 1E040/2R0000 | |  LED retrofit G53 | 154,00 |







| Structure | Model Dimension cm | Item code | Finishes | Suggested light source | Euro ex.V.A.T. |
|-----------|-----------------------|-----------|----------|---------------------------|-------------------|
|-----------|-----------------------|-----------|----------|---------------------------|-------------------|

bodies for LED optics



| | | | | | |
|--|---|--------------|------------|--|--------|
|  | E06100 ceiling fixture dimmable push/DALI 220-240V~ 50/60Hz h 40 Ø 7 CE ⊕ ▼ | 1E0600100001 | matt black | | 303,00 |
| | | 1E0600100002 | matt white | | 303,00 |
| | | 1E0600100030 | matt brass | | 303,00 |
|  | E06150 electrified EUTRAC fixture dimmable push/DALI 220-240V~ 50/60Hz h 40 Ø 7 CE ⊕ ▼ | 1E0600150001 | matt black | | 342,00 |
| | | 1E0600150002 | matt white | | 342,00 |
| | | 1E0600150030 | matt brass | | 342,00 |

LED optics



| | | | | | |
|---|---|--------------|--|---|--------|
|  | E061M medium beam optic 45° CE | 1E060/1M0000 | | LED module COB 11W 2700K CRI 90 <input type="checkbox"/> | 122,00 |
|  | E061W large beam optic 60° CE | 1E060/1W0000 | | LED module COB 11W 2700K CRI 90 <input type="checkbox"/> | 122,00 |

| Structure | Model Dimension cm | Item code | Finishes | Suggested light source | Euro ex.V.A.T. |
|---|--|--------------|----------|--|-------------------|
|  | E062M medium beam optic 45° 250 mA dc | 1E060/2M0000 | | LED module 11W dim to warm <input type="checkbox"/> 3000K → 1800K CRI 97 | 139,00 |
|  | E062W large beam optic 60° 250 mA dc | 1E060/2W0000 | | LED module dim to warm <input type="checkbox"/> 11W 3000K → 1800K CRI 90 | 139,00 |

bodies for retrofit optics




| | | | | | |
|---|---|--------------|------------|--|--------|
|  | E06200 ceiling fixture 220-240V~ 50/60Hz h 40 Ø 7 | 1E0600200001 | matt black | | 279,00 |
| | | 1E0600200002 | matt white | | 279,00 |
| | | 1E0600200030 | matt brass | | 279,00 |
|  | E06250 electrified EUTRAC fixture 220-240V~ 50/60Hz h 40 Ø 7 | 1E0600250002 | matt black | | 321,00 |
| | | 1E0600250001 | matt white | | 321,00 |
| | | 1E0600250030 | matt brass | | 321,00 |

retrofit optic

| | | | | | |
|---|---|--------------|--|--|-------|
|  | E041R optic retrofit for bodies Ø 7 220-240V~ 50/60Hz | 1E040/1R0000 | |  LED retrofit GU10 | 74,00 |
|---|---|--------------|--|--|-------|

D67 ECRAN IN&OUT


inga sempé

| Structure | Model Dimension cm | Item code | Finishes | Suggested light source | Euro ex.V.A.T. |
|---|--|--------------|------------|--|-------------------|
|  | D67PLN1 wall/outdoor Ø 18,5 L 14,5 220-240V~ 50/60Hz CE   IP65 | 1D670PN10002 | opal white | LED 8W 3000K CRI 80 <input type="checkbox"/> (*) | 233,00 |


D96 FAREL

diego sferrazza


LED optic




+




+




=




E27 optic




+



+



=



optics + suspension cables

sound-absorbing body

finishing ring





complete lamp

SEAQUAL
INITIATIVE





Calculate the price of the lamp adding the cost of the optic to the sound-absorbing body and the ring.

| Structure | Model Dimension cm | Item code | Finishes | Suggested light source | Euro ex.V.A.T. |
|-----------|-----------------------|-----------|----------|---------------------------|-------------------|
|-----------|-----------------------|-----------|----------|---------------------------|-------------------|







LED optics. 2700K version







| | | | | | |
|---|---|--------------|-------|--|--------|
|  | D96/6DW optic dimmable push/DALI optics + suspension cables 220-240V~ 50/60Hz H 450 ceiling rose: Ø 15 x 5 | 1D960/6DW020 | alu | LED module 23W 2700K CRI 90 <input type="checkbox"/> | 437,00 |
| | | 1D960/6DW001 | black | | 437,00 |
|    | | | | | |

LED optics. 3000K version



| | | | | | |
|---|--|--------------|-------|--|--------|
|  | D96/6D optic dimmable push/DALI optics + suspension cables 220-240V~ 50/60Hz H 450 ceiling rose: Ø 15 x 5 | 1D960/6D0020 | alu | LED module 23W 3000K CRI 90 <input type="checkbox"/> | 437,00 |
| | | 1D960/6D0001 | black | | 437,00 |
|    | | | | | |

E27 optics. External dome finish / internal plate finish



| | | | | | |
|---|---|--------------|-------------------------------|---|--------|
|  | D96/1EB optic optics + suspension cables 220-240V~ 50/60Hz H 500 ceiling rose: Ø 15 x 5 | 1D960/1EB001 | black outside/white inside |  LED E27 dimmable  70W HSGSA E27 energy saver | 190,00 |
| | | 1D960/1EB020 | alu outside/white inside | | 190,00 |
|    | | | | | |

| | | | | | |
|---|---|--------------|-------------------------------|--|--------|
|  | D96/1EN optic optics + suspension cables 220-240V~ 50/60Hz H 500 ceiling rose: Ø 15 x 5 | 1D960/1EN001 | black outside/white inside |  LED E27 dimmable  70W HSGSA E27 energy saver | 190,00 |
| | | 1D960/1EN020 | alu outside/white inside | | 190,00 |
|    | | | | | |

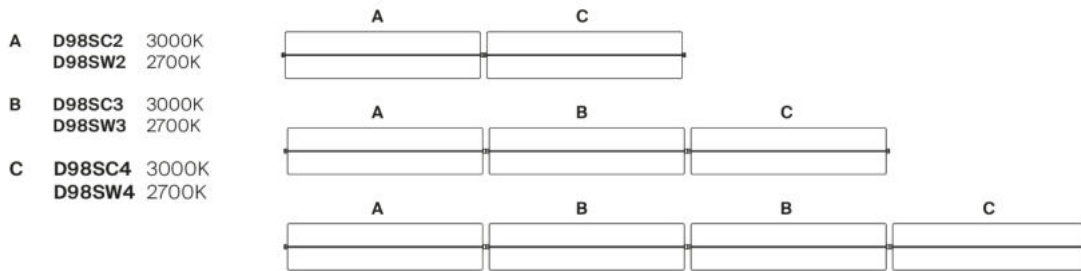
sound-absorbing body

| | | | | | |
|---|---|--------------|-------------------------------------|--|--------|
|  | D96C new fabric ocher/black recycled acoustic material and flame retardant fabric Ø 80 h 40 cm | 1D960C0000G3 | ocher outside/ black inside | | 775,00 |
| | | 1D960C0000A4 | dark grey outside/ white inside | | 775,00 |
| | | 1D960C0000A5 | light grey outside/ white inside | | 775,00 |
| | | 1D960C0000B3 | rust outside/ black inside | | 775,00 |
|  | | | | | |

finishing ring

| | | | | | |
|---|-------------------------------------|--------------|-------|--|--------|
|  | D96A lower finishing ring | 1D960A000001 | black | | 267,00 |
| | | 1D960A000020 | alu | | 267,00 |
|  | | | | | |

Suspension version: multiple configurations scheme



Calculate the price of the lamp adding the structure to the ceiling rose.

| Structure | Model Dimension cm | Item code | Finishes | Suggested light source | Euro ex.V.A.T. |
|-----------|-----------------------|-----------|----------|---------------------------|-------------------|
|-----------|-----------------------|-----------|----------|---------------------------|-------------------|

complete table version

| | | | | | |
|--|--|--------------|----------|---|----------|
| | <p>D98=W1 table dimmer on board 24V dc L 45 x W 15 x H 22</p> <p>CE </p> | 1D980=W10028 | prosecco | LED 19W 2700K CRI 90 <input type="checkbox"/> | 1.024,00 |
|--|--|--------------|----------|---|----------|

suspension, complete version

| | | | | | |
|--|--|--------------|-----------|---|----------|
| | <p>D98SC1 suspension dimmmable push/DALI 220-240V~ 50/60Hz L 120 x W 28 x H 2.7 L cable 3 m ceiling rose: 28,5 x 5 x 11,5</p> <p>CE </p> | 1D980SC10002 | white | LED 52W 3000K CRI 90 <input type="checkbox"/> | 1.272,00 |
| | | 1D980SC10005 | dark grey | | 1.272,00 |

| | | | | | |
|--|--|--------------|-----------|---|----------|
| | <p>D98SW1 suspension dimmmable push/DALI 220-240V~ 50/60Hz L 120 x W 28 x H 2.7 L cable 3 m ceiling rose: 28,5 x 5 x 11,5</p> <p>CE </p> | 1D980SW10002 | white | LED 52W 2700K CRI 90 <input type="checkbox"/> | 1.206,00 |
| | | 1D980SW10005 | dark grey | | 1.206,00 |

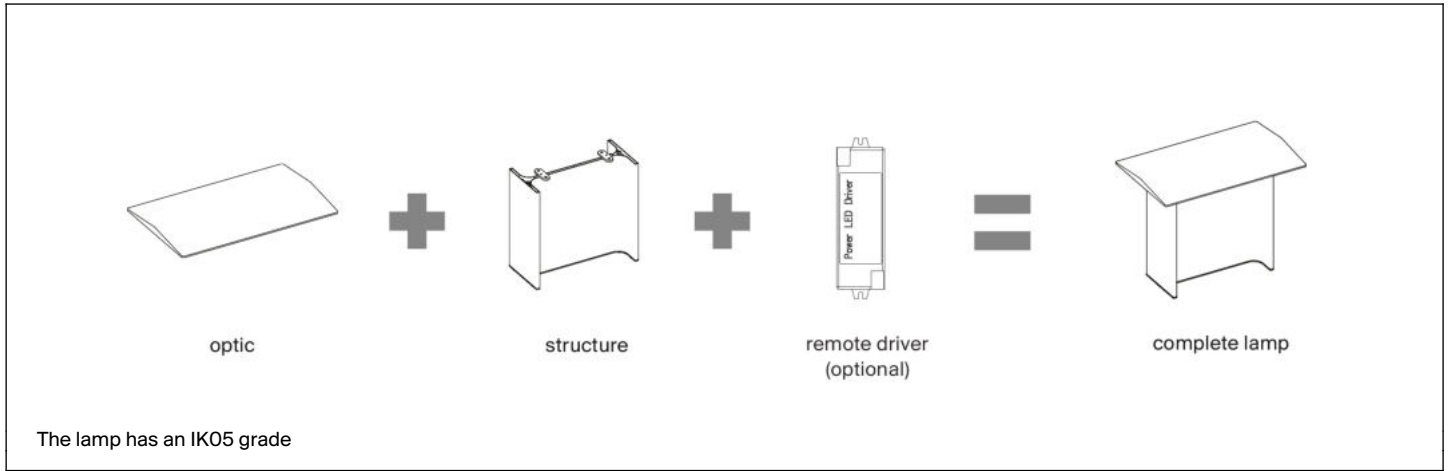
bodies for multiple configurations. This configurations can be composed according to the scheme shown

| | | | | | |
|--|--|--------------|-----------|---|----------|
| | <p>D98SC2 suspension initial lamp (A) dimmmable 24Vdc SELV L 120 x W 28 x H 2.7</p> <p>CE </p> | 1D980SC20002 | white | LED 46W 3000K CRI 90 <input type="checkbox"/> | 1.116,00 |
| | | 1D980SC20005 | dark grey | | 1.116,00 |

| Structure | Model Dimension cm | Item code | Finishes | Suggested light source | Euro ex.V.A.T. |
|-----------|--|--------------|-----------|---|-------------------|
| | D98SW2 suspension initial lamp (A) dimmable 24Vdc SELV L 120 x W 28 x H 2.7 | 1D980SW20002 | white | LED 46W 2700K CRI 90 <input type="checkbox"/> | 1.126,00 |
| | | 1D980SW20005 | dark grey | | 1.126,00 |
| | D98SC3 suspension intermediate lamp (B) dimmable 24Vdc SELV L 120 x W 28 x H 2.7 | 1D980SC30002 | white | LED 46W 3000K CRI 90 <input type="checkbox"/> | 1.095,00 |
| | | 1D980SC30005 | dark grey | | 1.095,00 |
| | D98SW3 suspension intermediate lamp (B) dimmable 24Vdc SELV L 120 x W 28 x H 2.7 | 1D980SW30002 | white | LED 46W 2700K CRI 90 <input type="checkbox"/> | 1.095,00 |
| | | 1D980SW30005 | dark grey | | 1.095,00 |
| | D98SC4 suspension terminal lamp (C) dimmable 24Vdc SELV L 120 x W 28 x H 2.7 | 1D980SC40002 | white | LED 46W 3000K CRI 90 <input type="checkbox"/> | 1.093,00 |
| | | 1D980SC40005 | dark grey | | 1.093,00 |
| | D98SW4 suspension terminal lamp (C) dimmable 24Vdc SELV L 120 x W 28 x H 2.7 | 1D980SW40002 | white | LED 46W 2700K CRI 90 <input type="checkbox"/> | 1.093,00 |
| | | 1D980SW40005 | dark grey | | 1.093,00 |

ceiling rose for multiple suspensions

| | | | | | |
|--|--|--------------|-------|----------|--------|
| | D98/4 ceiling rose dimmable DALI for multiple configurations up to 4 bodies 220-240V~ 50/60Hz L 36 x W 5,3 x H 13,5 | 1D980/040000 | white | max 212W | 373,00 |
|--|--|--------------|-------|----------|--------|



| Structure | Model Dimension cm | Item code | Finishes | Suggested light source | Euro ex.V.A.T. |
|-----------|-----------------------|-----------|----------|---------------------------|-------------------|
|-----------|-----------------------|-----------|----------|---------------------------|-------------------|

optic (the lamp is supplied without power supply)

| | | | | | |
|--|---|--------------|------------|---|--------|
| | D98TM1 floor outdoor 24V dc L 45 x W 28 x H 2 CE IP65 | 1D980TM10020 | light grey | LED 19W 3000K CRI 90 <input type="checkbox"/> | 347,00 |
| | | 1D980TM10005 | dark grey | | 370,00 |


structures

| | | | | | |
|--|---|--------------|------------|--|--------|
| | D98/2 floor outdoor L 32 x W 15 x H 30 CE | 1D980/020020 | light grey | | 221,00 |
| | | 1D980/020005 | dark grey | | 221,00 |

| | | | | | |
|--|---|--------------|------------|--|--------|
| | D98/3 floor outdoor L 32 x W 15 x H 70 CE | 1D980/030020 | light grey | | 293,00 |
| | | 1D980/030005 | dark grey | | 293,00 |

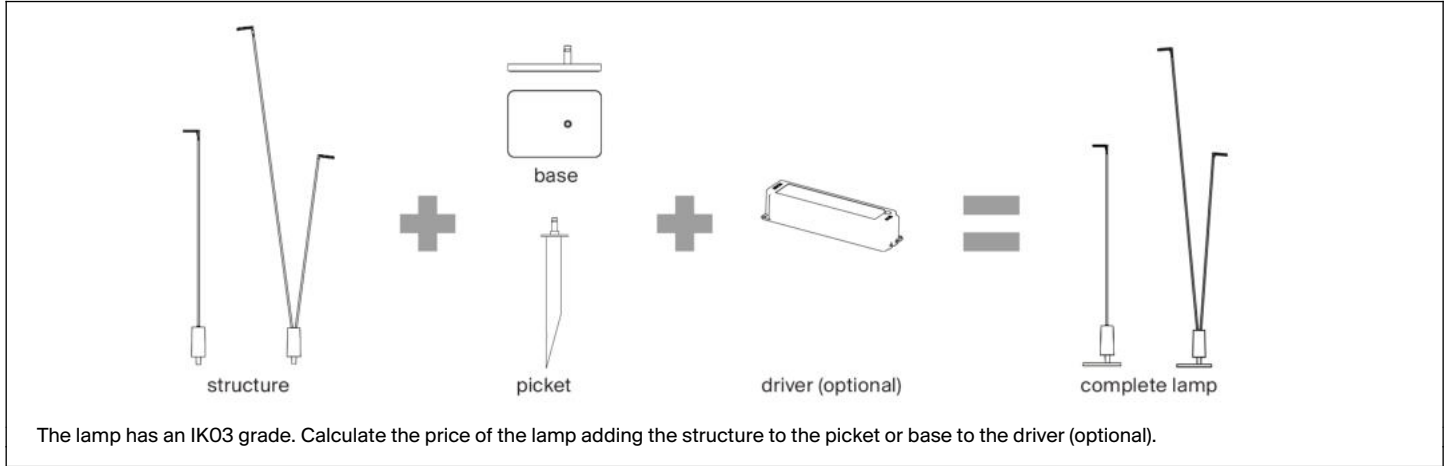
remote drivers (the junction box is recommended watertight IP68)

| | | | | | |
|--|--|--------------|--|--|-------|
| | D98/5 remote driver on/off 24V, 30W 220-240V~ 50/60Hz SELV CE IP20 | 1D980/050000 | | | 49,00 |
|--|--|--------------|--|--|-------|

| Structure | Model Dimension cm | Item code | Finishes | Suggested light source | Euro ex.V.A.T. |
|---|--|--------------|----------|---------------------------|-------------------|
|  | D94/1 dimmable push/DALI driver for 1 body 24V, 35W 220-240V~ 50/60Hz SELV CE IP20 | 1D940/100000 | | | 97,00 |

A04 FLIA


alessandro zambelli










| Structure | Model Dimension cm | Item code | Finishes | Suggested light source | Euro ex.V.A.T. |
|-----------|-----------------------|-----------|----------|---------------------------|-------------------|
|-----------|-----------------------|-----------|----------|---------------------------|-------------------|

structure (the lamp is supplied without power supply)
3000K version



| | | | | | |
|---|--|--------------|------------|--|--------|
|  | A04WTF1A single floor structure 8V dc, max 300mA dc h 75 Ø 5 CE   IP65 | 1A04WTF1A001 | matt black | LED 2,5W 3000K CRI 90 <input type="checkbox"/> | 425,00 |
|---|--|--------------|------------|--|--------|

| | | | | | |
|---|---|--------------|------------|--|--------|
|  | A04WTF1B single floor structure 8V dc, max 300mA dc h 120 Ø 5 CE   IP65 | 1A04WTF1B001 | matt black | LED 2,5W 3000K CRI 90 <input type="checkbox"/> | 440,00 |
|---|---|--------------|------------|--|--------|



| | | | | | |
|---|---|--------------|------------|--|--------|
|  | A04WTF1C single floor structure 8V dc, max 300mA dc h 180 Ø 5 CE   IP65 | 1A04WTF1C001 | matt black | LED 2,5W 3000K CRI 90 <input type="checkbox"/> | 474,00 |
|---|---|--------------|------------|--|--------|

| Structure | Model Dimension cm | Item code | Finishes | Suggested light source | Euro ex.V.A.T. |
|---|--|--------------|------------|---|-------------------|
|  | A04WTF2 multiple floor structure 2 stems 8V dc, max 600mA dc h 75 + 120 Ø 5 footprint in plan 40 CE  IP65 | 1A04WTF20001 | matt black | LED 5W 3000K CRI 90 <input type="checkbox"/> | 692,00 |
|  | A04WTF3 multiple floor structure 3 stems 8V dc, max 900mA dc 2 x h 120 + h180 Ø 5 footprint in plan 56 CE  IP65 | 1A04WTF30001 | matt black | LED 75W 3000K CRI 90 <input type="checkbox"/> | 981,00 |



track 2700K version

| | | | | | |
|---|--|--------------|-------|--|--------|
|  | A04WB1 track dimnable push/DALI 48Vdc SELV Ø 2,4 H 70 CE  IP65 | 1A04WB010001 | black | LED 3,3W 2700K CRI 90 <input type="checkbox"/> | 340,00 |
|---|--|--------------|-------|--|--------|

track 3000K version


| | | | | | |
|---|---|--------------|-------|--|--------|
|  | A04B1 track dimnable push/DALI 48Vdc SELV Ø 2,4 H 70 CE  IP65 | 1A04OB010001 | black | LED 3,3W 3000K CRI 90 <input type="checkbox"/> | 340,00 |
|---|---|--------------|-------|--|--------|


accessories

| | | | | | |
|---|---|--------------|------------|--|--------|
|  | A04/1 base L 14 x W 10 x H 5 CE | 1A040/010001 | matt black | | 73,00 |
|  | A04/2 picket H 26 L 5 CE | 1A040/020000 | matt black | | 135,00 |


| Structure | Model Dimension cm | Item code | Finishes | Suggested light source | Euro ex.V.A.T. |
|-----------|-----------------------|-----------|----------|---------------------------|-------------------|
|-----------|-----------------------|-----------|----------|---------------------------|-------------------|

remote drivers (the junction box is recommended watertight IP68)


| | | | | | |
|---|--|---------------------|--|--|--------------|
|  | <p>A04/3 on/off driver 300/600/900 mA, 38W 220-240V~ 50/60Hz SELV</p> | <p>1A040/030000</p> | | | <p>22,00</p> |
| | <p>CE IP20</p> | | | | |


| Structure | Model Dimension cm | Item code | Finishes | Suggested light source | Euro ex.V.A.T. |
|---|--|--------------|----------|---------------------------|-------------------|
|  | A04/4 dimmable push/DALI driver 300/600/900 mA, 38W 220-240V~ 50/60Hz SELV CE IP20 | 1A040/040000 | | | 48,00 |

complete lamp with picket without led driver


| | | | | | |
|---|---|--------------|------------|--|--------|
|  | A04WTF4 floor structure on/off driver 8V dc, max 300mA dc Ø 4 H 37 CE IP65 | 1A04WTF40001 | matt black | LED 2,5W 3000K CRI 90 <input type="checkbox"/> | 406,00 |
|---|---|--------------|------------|--|--------|

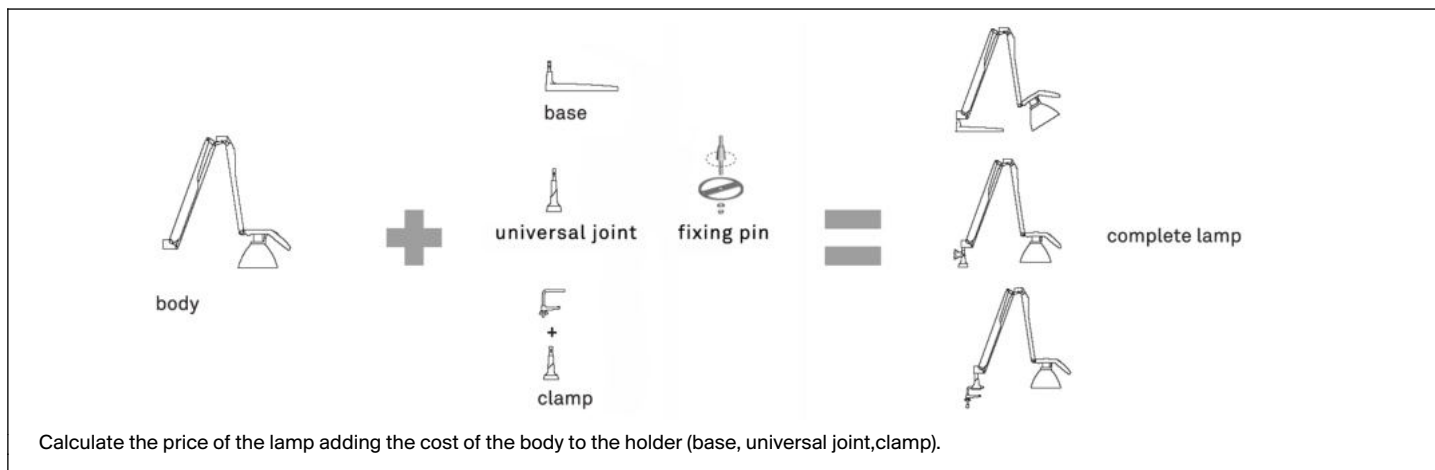
portable/rechargeable lamp (USB charger not included in the package)




| | | | | | |
|--|---|--------------|------------|--|--------|
|  | A04TP1B complete floor lamp portable, rechargeable on/off, dimmer on board 5V dc USB-C USB/USB-C cable included h 120 base 10 x 13,5 CE IP65 | 1A040TP1B001 | matt black | LED 4W 3000K CRI 90 <input type="checkbox"/> | 494,00 |
|--|---|--------------|------------|--|--------|

| | | | | | |
|---|---|--------------|------------|--|--------|
|  | A04TP1C complete floor lamp portable, rechargeable on/off, dimmer on board 5V dc USB-C USB/USB-C cable included h 180 base 10 x 13,5 CE IP65 | 1A040TP1C001 | matt black | LED 4W 3000K CRI 90 <input type="checkbox"/> | 523,00 |
|---|---|--------------|------------|--|--------|


USB charger for A04TP1B and A04TP1C




| | | | | | |
|---|--|--------------|--|--|-------|
|  | A02/1 USB charger input 110/240V~ 50/60Hz output 5V 2,4A CE | 1A020/010000 | | | 34,00 |
|---|--|--------------|--|--|-------|



| Structure | Model Dimension cm | Item code | Finishes | Suggested light source | Euro ex.V.A.T. |
|---|--|--------------|------------------|-------------------------------------|-------------------|
|  | D33N.100 table/wall on/off switch 220-240V~ 50/60Hz arms l 44 + 35,5 head Ø 16 CE □ ▽ | 1D33N2GI00AA | metal | LED filament E27 | 226,00 |
| | | 1D33N2GI0002 | white | 42W HSGSA E27 energy saver | 238,00 |
| | | 1D33N2GI0001 | black soft-touch | | 263,00 |
|  | D33Nsp.60 ceiling/wall on/off switch fixing base included 220-240V~ 50/60Hz depth 36 head Ø 11 CE □ ▽ | 1D33NSPI00AA | metal | LED E14 | 168,00 |
| | | 1D33NSPI0002 | white | 28W Spot R50 E14 energy saver | 173,00 |
| | | 1D33NSPI0001 | black soft-touch | 42W HSGSA E14 energy saver | 188,00 |
|  | D33Nsp.100 ceiling/wall on/off switch fixing base included 220-240V~ 50/60Hz depth 36 head Ø 16 CE □ ▽ | 1D33NSGI00AA | metal | LED filament E27 | 175,00 |
| | | 1D33NSGI0002 | white | 42W HSGSA E27 energy saver | 187,00 |
| | | 1D33NSGI0001 | black soft-touch | | 200,00 |


accessories

| | | | | | |
|---|-------------------------------------|--------------|------------------|--|--------|
|  | D33N/01 base Ø 23,6 CE | 1D33N/010002 | white | | 109,00 |
| | | 1D33N/01000A | metal | | 109,00 |
| | | 1D33N/010001 | black soft-touch | | 115,00 |

















| Structure | Model Dimension cm | Item code | Finishes | Suggested light source | Euro ex.V.A.T. |
|---|--|--------------|----------|---------------------------|-------------------|
|  | D33N/03 universal joint h 11,8 CE | 1D33N/03000A | metal | | 44,00 |
|  | D33N/04 clamp h 1 - 6,5 CE | 1D33N/04000A | metal | | 44,00 |
|  | D33N/05 fixing pin Ø 12,5 CE | 1D33N/05000A | metal | | 71,00 |














D90 GARBÌ






david dolcini

| Structure | Model Dimension cm | Item code | Finishes | Suggested light source | Euro ex.V.A.T. |
|---|---|--------------|----------|---|-------------------|
|  | D90NW wall dimmable phase cut 220-240V~ 50/60Hz L 20 x W 14 x H 16 CE ⚡ ⚠ | 1D90NAW00002 | white | LED 34W 2700K CRI 90 <input type="checkbox"/> | 320,00 |

2700K version

| Structure | Model Dimension cm | Item code | Finishes | Suggested light source | Euro ex.V.A.T. |
|--|--|--------------|-----------------------------|---|-------------------|
|  | D66/12 suspension 220-240V~ 50/60Hz H max 270 Ø 61 ceiling rose: Ø 12 x 3 | 1D6612S00000 | transparent methacrylate |  LED E27  105W HSGSA E27 energy saver | 1.071,00 |
|  | D66/18 suspension 220-240V~ 50/60Hz H max 270 Ø 72 ceiling rose: Ø 12 x 3 | 1D6618S00000 | transparent methacrylate |  LED E27  105W HSGSA E27 energy saver | 1.423,00 |
|  | D66/42 suspension 220-240V~ 50/60Hz H 66 - 410 Ø 110 ceiling rose: Ø 16 x 4 | 1D6642S00000 | transparent methacrylate |  3x LED E27  3x 105W HSGSA E27 energy saver | 4.281,00 |
|  | D66/105 suspension 220-240V~ 50/60Hz H 90 - 930 Ø 200 ceiling rose: Ø 16 x 4 | 1D66105S0000 | transparent methacrylate |  5x LED E27  5x 105W HSGSA E27 energy saver | 11.881,00 |
| for the floor version calculate the price of the lamp adding the cost of the body (D66/18td) to the polished steel stem (D66/18T.1). | | | | | |
|  | D66/18td body foot dimmer 220-240V~ 50/60Hz Ø 72 | 1D6618TD0000 | transparent methacrylate |  LED E27 dimmable  105W HSGSA E27 energy saver | 1.448,00 |
|  | D66/18T.1 ground rod h 164 | 1D6618T01019 | stainless steel | | 617,00 |

| Structure | Model Dimension cm | Item code | Finishes | Suggested light source | Euro ex.V.A.T. |
|---|--|--------------|-----------------------------|--|-------------------|
|  | D66/3a wall dimmmable 220-240V~ 50/60Hz l 43 d 28,5 Ø 48 CE ⊕ ▽ | 1D6603A00000 | transparent methacrylate |  LED dimmmable R7s Ømax: 22 mm (L=78 mm)  120W HDG R7s (L=78 mm) | 353,00 |
|  | D66/8a wall 220-240V~ 50/60Hz l 49 d 45,6 Ø 61 CE ⊕ ▽ | 1D6608A00000 | transparent methacrylate |  LED E27  105W HSGSA E27 energy saver | 827,00 |
|  | D66/12p ceiling 220-240V~ 50/60Hz Ø 69 h 41,5 CE ⊕ ▽ | 1D6612P00000 | transparent methacrylate |  3 x LED E14  3 x 42W HSGSA E14 energy saver | 1.202,00 |
|  | D66/30p ceiling 220-240V~ 50/60Hz Ø 109 h 64 CE ⊕ ▽ | 1D6630P00000 | transparent methacrylate |  3x LED E27  3x105W HSGSA E27 energy saver | 2.968,00 |
|  | D66/KT kit for multiple composition (the price of the composition is determined by adding the price of the individual lamps in the chosen composition to the price of the kit) | 9D6600000000 | | | 355,00 |

| Structure | Model Dimension cm | Item code | Finishes | Suggested light source | Euro ex.V.A.T. |
|---|---|--------------|----------|---|-------------------|
|  | D82S1 suspension dimmmable phase cut 220-240V~ 50/60Hz Ø 60 cm L cable max 3 m ceiling rose: Ø 24 x 6 led: 87 mm x 324,5 mm CE ⊕ ▽ | 1D82YS100099 | Birch | LED 25W 2700K CRI 90 <input type="checkbox"/> | 886,00 |
|  | D82S1D suspension dimmmablepush/DALI 220-240V~ 50/60Hz Ø 60 cm L cable max 3 m ceiling rose: Ø 24 x 6 CE ⊕ ▽ | 1D82YS1D0099 | Birch | LED 25W 2700K CRI 90 <input type="checkbox"/> | 936,00 |
|  | D82S2 suspension dimmmable phase cut 220-240V~ 50/60Hz Ø 80 cm L cable max 3 m ceiling rose: Ø 24 x 6 led: 87 mm x 422,3 mm CE ⊕ ▽ | 1D82YS200099 | Birch | LED 32W 2700K CRI 90 <input type="checkbox"/> | 1.128,00 |
|  | D82S2D suspension dimmmable push/DALI 220-240V~ 50/60Hz Ø 80 cm L cable max 3 m ceiling rose: Ø 24 x 6 CE ⊕ ▽ | 1D82YS2D0099 | Birch | LED 32W 2700K CRI 90 <input type="checkbox"/> | 1.183,00 |
|  | D82S3 suspension dimmmable phase cut 220-240V~ 50/60Hz Ø 100 cm L cable max 3 m ceiling rose: Ø 24 x 6 led: 87 mm x 520,00 mm CE ⊕ ▽ | 1D82YS300099 | Birch | LED 40W 2700K CRI 90 <input type="checkbox"/> | 1.330,00 |
|  | D82S3D suspension dimmmable push/DALI 220-240V~ 50/60Hz Ø 100 cm L cable max 3 m ceiling rose: Ø 24 x 6 CE ⊕ ▽ | 1D82YS3D0099 | Birch | LED 40W 2700K CRI 90 <input type="checkbox"/> | 1.386,00 |




The brand of management
responsible forestry
FSC™ C151310



light source included



| Structure | Model Dimension cm | Item code | Finishes | Suggested light source | Euro ex.V.A.T. |
|-----------|-----------------------|-----------|----------|---------------------------|-------------------|
|-----------|-----------------------|-----------|----------|---------------------------|-------------------|

accessory

| | | | | | |
|---|--------------------------------------|--------------|--|----------------------------|--------|
|  | D82/1 extra cable kit 10 m | 1D820/010000 | | LED 21W 2700K CRI 90 | 170,00 |
|---|--------------------------------------|--------------|--|----------------------------|--------|

wall structure

| | | | | | |
|---|--|--------------|-------|----------------------------|--------|
|  | D82A1TW wall dimmable phase cut H 30 L 30 CE  | 1D82YA1TW099 | Birch | LED 21W 2700K CRI 90 | 396,00 |
|---|--|--------------|-------|----------------------------|--------|

| | | | | | |
|---|--|--------------|-------|----------------------------|--------|
|  | D82A1T wall dimmable phase cut H 30 L 30 CE  | 1D82YA1T0099 | Birch | LED 21W 3000K CRI 90 | 396,00 |
|---|--|--------------|-------|----------------------------|--------|



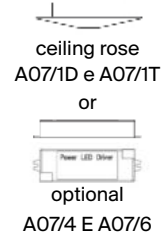
body
Ø 20



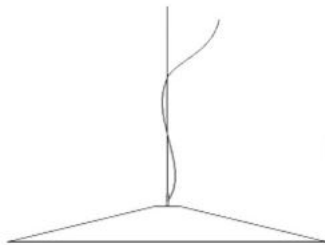
complete lamp



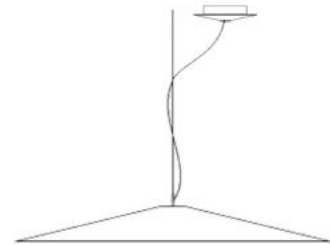
body
Ø 37 and Ø 55



complete lamp

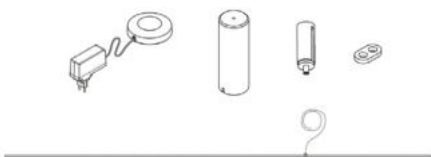


body
Ø 86 and Ø 110

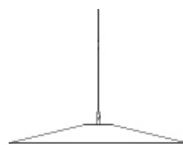


complete lamp

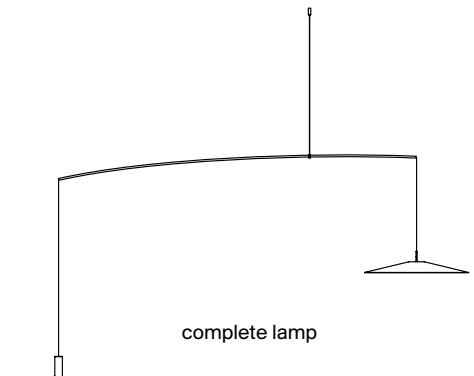
| | | |
|--|-----------------------------|-----|
| A07S20W/A07S20 | A07/3D-A07/3T-A07/12-A07/13 | 15W |
| A07S37WN/A07S55WN A07S37N/A07S55N | A07/1D-A07/04 | 21W |
| A07S37WN/A07S55WN A07S37N/A07S55N | A07/1T-A07/06 | 22W |
| A07S86W/A07S86/A07S11WN/A07S11N A07F86WN/A07F86N/A07F11WN/A07F11N | A07/2D-A07/05 | 30W |
| A07S86W/A07S86/A07S11WN/A07S11N A07F86WN/A07F86N/A07F11WN/A07F11N | A07/2T-A07/07 | 31W |



body
A07DT



optic
A07S55WN/A07S55N



complete lamp

Calculate the price of the lamp adding the body to the ceiling rose.




| Structure | Model Dimension cm | Item code | Finishes | Suggested light source | Euro ex.V.A.T. |
|-----------|-----------------------|-----------|----------|---------------------------|-------------------|
|-----------|-----------------------|-----------|----------|---------------------------|-------------------|




2700K bodies




| | | | | | |
|---|--|--------------|------------|---|----------|
|  | A07S20W suspension Ø 20 H 7 L cable max 500 I _{max} =350 mA dc, V=35V dc SELV | 1A070S20W010 | matt blue | LED 12W 2700K CRI 90 <input type="checkbox"/> | 402,00 |
| | | 1A070S20W007 | matt red | | 402,00 |
| | | 1A070S20W001 | matt black | | 402,00 |
| | | 1A070S20W002 | matt white | | 402,00 |
|  | A07S37WN suspension Ø 37 H 8 L cable max 500 I _{max} =550 mA dc, V=35V dc SELV CE   | 1A07NS37W010 | matt blue | LED 19W 2700K CRI 90 <input type="checkbox"/> | 476,00 |
| | | 1A07NS37W007 | matt red | | 476,00 |
| | | 1A07NS37W001 | matt black | | 476,00 |
| | | 1A07NS37W002 | matt white | | 476,00 |
|  | A07S55WN suspension Ø 55 H 10 L cable max 500 I _{max} =550 mA dc, V=35V dc SELV CE   | 1A07NS55W010 | matt blue | LED 19W 2700K CRI 90 <input type="checkbox"/> | 567,00 |
| | | 1A07NS55W007 | matt red | | 567,00 |
| | | 1A07NS55W001 | matt black | | 567,00 |
| | | 1A07NS55W002 | matt white | | 567,00 |
|  | A07S86W suspension Ø 86 H 15 L cable max 500 I _{max} =750mA dc and V=35V dc SELV CE   | 1A070S86W001 | matt black | LED 26W 2700K CRI 90 <input type="checkbox"/> | 1.034,00 |
| | | 1A070S86W002 | matt white | | 1.034,00 |
|  | A07S11WN suspension Ø 110 H 15 L cable max 500 I _{max} =750 mA dc, V=35V dc SELV CE   | 1A07NS11W010 | matt blue | LED 26W 2700K CRI 90 <input type="checkbox"/> | 1.308,00 |
| | | 1A07NS11W007 | matt red | | 1.308,00 |
| | | 1A07NS11W001 | matt black | | 1.279,00 |
| | | 1A07NS11W002 | matt white | | 1.306,00 |




| Structure | Model Dimension cm | Item code | Finishes | Suggested light source | Euro ex.V.A.T. |
|-----------|-----------------------|-----------|----------|---------------------------|-------------------|
|-----------|-----------------------|-----------|----------|---------------------------|-------------------|




3000K bodies

| | | | | | |
|---|---|--------------|------------|---|--------|
|  | A07S20 suspension Ø 20 H 7 L cable max 500 Imax=350 mA dc, V=35V dc SELV CE   | 1A07OS200010 | matt blue | LED 12W 3000K CRI 90 <input type="checkbox"/> | 402,00 |
| | | 1A07OS200007 | matt red | | 402,00 |
| | | 1A07OS200001 | matt black | | 402,00 |
| | | 1A07OS200002 | matt white | | 402,00 |

| | | | | | |
|---|--|--------------|------------|---|--------|
|  | A07S37N suspension Ø 37 H 8 L cable max 500 Imax=550 mA dc, V=35V dc SELV CE   | 1A07NS370010 | matt blue | LED 19W 3000K CRI 90 <input type="checkbox"/> | 476,00 |
| | | 1A07NS370007 | matt red | | 476,00 |
| | | 1A07NS370001 | matt black | | 476,00 |
| | | 1A07NS370002 | matt white | | 476,00 |




| | | | | | |
|---|---|--------------|------------|---|--------|
|  | A07S55N suspension Ø 55 H 10 L cable max 500 Imax=550 mA dc, V=35V dc SELV CE   | 1A07NS550010 | matt blue | LED 19W 3000K CRI 90 <input type="checkbox"/> | 567,00 |
| | | 1A07NS550007 | matt red | | 567,00 |
| | | 1A07NS550001 | matt black | | 567,00 |
| | | 1A07NS550002 | matt white | | 567,00 |




| | | | | | |
|---|--|--------------|------------|---|----------|
|  | A07S86 suspension Ø 86 H 15 L cable max 500 Imax=750 mA dc, V=35V dc SELV CE   | 1A07OS860001 | matt black | LED 26W 3000K CRI 90 <input type="checkbox"/> | 1.034,00 |
| | | 1A07OS860002 | matt white | | 1.034,00 |

| | | | | | |
|---|--|--------------|------------|---|----------|
|  | A07S11N suspension Ø 110 H 15 L cable max 300 Imax=750 mA dc, V=35V dc SELV CE   | 1A07NS110010 | matt blue | LED 26W 3000K CRI 90 <input type="checkbox"/> | 1.312,00 |
| | | 1A07NS110007 | matt red | | 1.312,00 |
| | | 1A07NS110001 | matt black | | 1.283,00 |
| | | 1A07NS110002 | matt white | | 1.310,00 |




| Structure | Model Dimension cm | Item code | Finishes | Suggested light source | Euro ex.V.A.T. |
|-----------|-----------------------|-----------|----------|---------------------------|-------------------|
|-----------|-----------------------|-----------|----------|---------------------------|-------------------|




sound absorbing body 2700K

| | | | | | |
|---|--|--------------|-------------|---|--------|
|  | A07F86WN suspension Ø 86 H 8 L cable max 500 Imax=750 mA dc, V=35Vdc SELV CE   | 1A07NF86W004 | medium grey | LED 26W 2700K CRI 90 <input type="checkbox"/> | 983,00 |
| | | 1A07NF86W005 | anthracite | | 983,00 |
| | | 1A07NF86W011 | green | | 983,00 |




| | | | | | |
|---|--|--------------|-------------|---|----------|
|  | A07F11WN suspension Ø 110 H 15 L cable max 500 Imax=750 mA dc, V=35Vdc SELV CE   | 1A07NF11W004 | medium grey | LED 26W 2700K CRI 90 <input type="checkbox"/> | 1.013,00 |
| | | 1A07NF11W005 | anthracite | | 1.013,00 |
| | | 1A07NF11W011 | green | | 1.013,00 |

sound absorbing body 3000K




| | | | | | |
|---|---|--------------|-------------|---|--------|
|  | A07F86N suspension Ø 86 H 8 L cable max 500 Imax=750 mA dc, V=35Vdc SELV CE   | 1A07NF860004 | medium grey | LED 26W 3000K CRI 90 <input type="checkbox"/> | 983,00 |
| | | 1A07NF860005 | anthracite | | 983,00 |
| | | 1A07NF860011 | green | | 983,00 |

| | | | | | |
|---|---|--------------|-------------|---|----------|
|  | A07F11N suspension Ø 110 H 15 L cable max 500 Imax=750 mA dc, V=35Vdc SELV CE   | 1A07NF110004 | medium grey | LED 26W 3000K CRI 90 <input type="checkbox"/> | 1.013,00 |
| | | 1A07NF110005 | anthracite | | 1.013,00 |
| | | 1A07NF110011 | green | | 1.013,00 |

wall structure 2700K

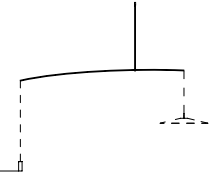
| | | | | | |
|---|---|--------------|------------|---|--------|
|  | A07A20W wall L 32 X W 20 X H 58 L cable 240 CE   | 1A070A20W001 | matt black | LED 12W 2700K CRI 90 <input type="checkbox"/> | 554,00 |
| | | | | | |

wall structure 3000K


| | | | | | |
|---|--|--------------|------------|---|--------|
|  | A07A20 wall L 32 X W 20 X H 58 L cable 240 CE   | 1A070A200001 | matt black | LED 12W 3000K CRI 90 <input type="checkbox"/> | 554,00 |
| | | | | | |


| Structure | Model Dimension cm | Item code | Finishes | Suggested light source | Euro ex.V.A.T. |
|-----------|-----------------------|-----------|----------|---------------------------|-------------------|
|-----------|-----------------------|-----------|----------|---------------------------|-------------------|


floor structure


| | | | | | |
|--|---|--------------|------------------------|---|--------|
|  | <p>A07TD floor stem Ø 0,8 L 190 counterweight Ø 4 L 11 dimmer on board</p> <p>CE</p> | 1A070TD00001 | <p>CE</p> <p>black</p> | <p>LED 26W 2700K CRI 90</p> <p><input type="checkbox"/></p> | 408,00 |
|--|---|--------------|------------------------|---|--------|


ceiling rose


| | | | | | |
|---|--|--------------|--------------|--|--------|
|  | <p>A07/3D dimmable push/DALI ceiling rose for A07S20W e A07S20 220-240V~ 50/60Hz Ø 21 x H 4,7 For body Ø 20</p> <p>CE</p> | 1A070/03D001 | <p>black</p> | | 161,00 |
|---|--|--------------|--------------|--|--------|

| | | | | | |
|---|---|--------------|--------------|--|--------|
|  | <p>A07/1D dimmable push/DALI ceiling rose For A07S37N, A07S37WN, A07S55N, A07S55WN 220-240V~ 50/60Hz Ø 21 x H 4,7 for body Ø 37 and Ø 55</p> <p>CE</p> | 1A070/01D001 | <p>black</p> | | 162,00 |
|---|---|--------------|--------------|--|--------|


| | | | | | |
|---|---|--------------|--------------|--|--------|
|  | <p>A07/2D dimmable push/DALI ceiling rose For A07S86W/A07S86, A07S11N, A07S11WN, A07F86N, A07F86WN, A07F11N, A07F11WN 220-240V~ 50/60Hz Ø 21 x H 4,7 for body Ø 86 and Ø 110</p> <p>CE</p> | 1A070/02D001 | <p>black</p> | | 162,00 |
|---|---|--------------|--------------|--|--------|


| | | | | | |
|---|--|--------------|--------------|--|--------|
|  | <p>A07/3T dimmable phase cut ceiling rose For A07S20W and A07S20 220-240V~ 50/60Hz Ø 21 x H 4,7 for body Ø 20</p> <p>CE</p> | 1A070/03T001 | <p>black</p> | | 150,00 |
|---|--|--------------|--------------|--|--------|

| | | | | | |
|---|---|--------------|--------------|--|--------|
|  | <p>A07/1T dimmable phase cut ceiling rose For A07S37N, A07S37WN, A07S55N, A07S55WN 220-240V~ 50/60Hz Ø 21 x H 4,7 for body Ø 37 and Ø 55</p> <p>CE</p> | 1A070/01T001 | <p>black</p> | | 148,00 |
|---|---|--------------|--------------|--|--------|

| Structure | Model Dimension cm | Item code | Finishes | Suggested light source | Euro ex.V.A.T. |
|---|--|--------------|----------|---------------------------|-------------------|
|  | A07/2T dimmable phase cut ceiling rose For A07S86W/A07S86, A07S11N, A07S11WN, A07F86N, A07F86WN, A07F11N, A07F11WN 220-240V~ 50/60Hz Ø 21 x H 4,7 for body Ø 86 and Ø 110 CE ⊕ ▽ | 1A070/02T001 | black | | 148,00 |

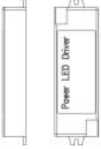


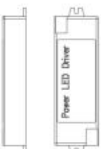

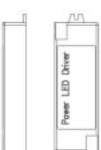
multiple ceiling rose

| | | | | | |
|--|--|--------------|------------|--|--------|
|  | A07/8D dimmable push/DALI ceiling rose only for A07S20W, A07S20 L 116, W 6, H 4 CE ⊕ ▽ | 1A070/08D001 | matt black | | 250,00 |
|--|--|--------------|------------|--|--------|

| | | | | | |
|--|--|--------------|------------|--|--------|
|  | A07/9D dimmable push/DALI ceiling rose only for A07S20W, A07S20 L 116, W 6, H 4 CE ⊕ ▽ | 1A070/09D001 | matt black | | 200,00 |
|--|--|--------------|------------|--|--------|

| Structure | Model Dimension cm | Item code | Finishes | Suggested light source | Euro ex.V.A.T. |
|-----------|-----------------------|-----------|----------|---------------------------|-------------------|
|-----------|-----------------------|-----------|----------|---------------------------|-------------------|

remote drivers



| | | | | | |
|---|---|--------------|--|--|-------|
|  | <p>A07/12 remote driver dimmable push/DALI 36W 350 mA 220-240V~ 50/60Hz For A07S20W/A07S20</p> <p>CE IP20</p> | 1A070/120000 | | | 62,00 |
|  | <p>A07/13 remote driver dimmable phase cut 15W 350mA 220-240V~ 50/60Hz For A07S20W/A07S20</p> <p>CE IP20</p> | 1A070/130000 | | | 41,00 |
|  | <p>A07/4 remote driver dimmable push/DALI 26W 500mA 220-240V~ 50/60Hz For A07S37WN/A07S37N/ A07S55WN/A07S55N</p> <p>CE IP20</p> | 1A070/040000 | | | 51,00 |
|  | <p>A07/5 remote driver dimmable push/DALI 45W 750mA 220-240~50/60Hz For A07S86W/A07S86/ A07S11WN/A07S11N/A07F86WN/ A07F86N/A07F11WN/A07F11N</p> <p>CE IP20</p> | 1A070/050000 | | | 46,00 |
|  | <p>A07/6 remote driver dimmable phase cut 30W 500mA 220-240V~ 50/60Hz For A07S37WN/A07S37N/ A07S55WN/A07S55N</p> <p>CE IP20</p> | 1A070/060000 | | | 25,00 |
|  | <p>A07/7 remote driver dimmable phase cut 30W 700mA 220-240~50/60Hz For A07S86W/A07S86/ A07S11WN/A07S11N/A07F86WN/ A07F86N/A07F11WN/A07F11N</p> <p>CE IP20</p> | 1A070/070000 | | | 25,00 |

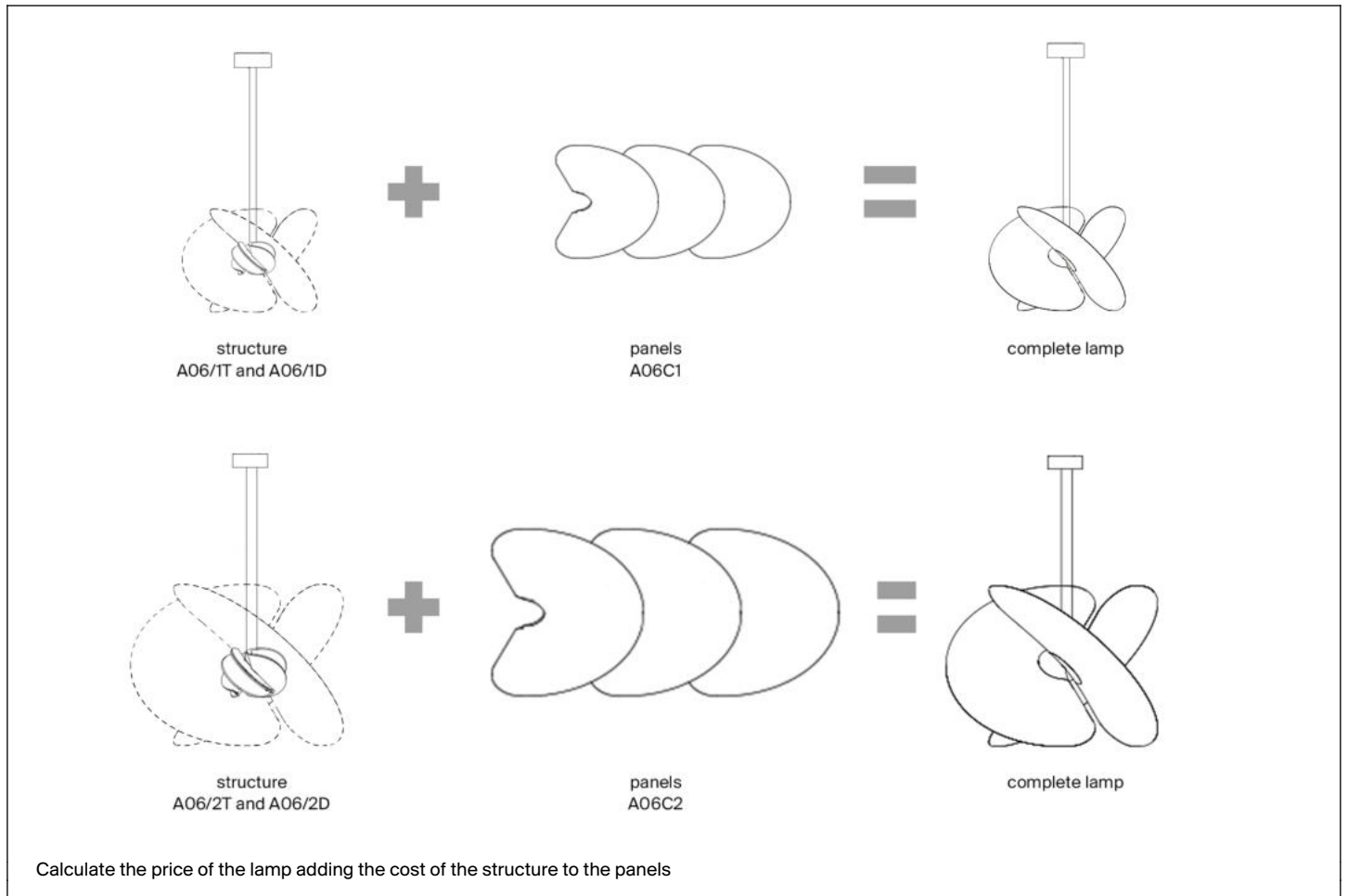
| Structure | Model Dimension cm | Item code | Finishes | Suggested light source | Euro ex.V.A.T. |
|-----------|-----------------------|-----------|----------|---------------------------|-------------------|
|-----------|-----------------------|-----------|----------|---------------------------|-------------------|

track adapter

| | | | | | |
|---|---|--------------|-------|--|-------|
|  | A07/11 only for version Ø 20 dimmable push/DALI 48Vdc SELV  | 1A070/110001 | black | | 87,00 |
| | | 1A070/110002 | white | | 87,00 |




off-center accessory


| | | | | | |
|---|---|--------------|------------------|--|-------|
|  | A07/10 for versions Ø20, Ø37, Ø55 L cable max 500  | 1A070/100000 | white, red, blue | | 33,00 |
| | | 1A070/100001 | black | | 33,00 |




| Structure | Model Dimension cm | Item code | Finishes | Suggested light source | Euro ex.V.A.T. |
|-----------|-----------------------|-----------|----------|---------------------------|-------------------|
|-----------|-----------------------|-----------|----------|---------------------------|-------------------|


structure

| | | | | | |
|---|--|--------------|------------|---|--------|
|  | A06/1T suspension dimnable phase cut structure L cable max 500 ceiling rose Ø 15.5 x H 6 220-240V~ 50/60Hz CE Ⓢ ⚠ | 1A060/01T002 | matt white | LED 28W 2700K CRI 90 <input type="checkbox"/> | 605,00 |
|  | A06/1D suspension dimnable push/DALI structure L cable max 500 ceiling rose Ø 15.5 x H 6 220-240V~ 50/60Hz CE Ⓢ ⚠ | 1A060/01D002 | matt white | LED 25W 2700K CRI 90 <input type="checkbox"/> | 645,00 |
|  | A06/2T suspension dimnable phase cut structure L cable max 500 ceiling rose Ø 15.5 x H 6 220-240V~ 50/60Hz CE Ⓢ ⚠ | 1A060/02T002 | matt white | LED 54W 2700K CRI 90 <input type="checkbox"/> | 838,00 |

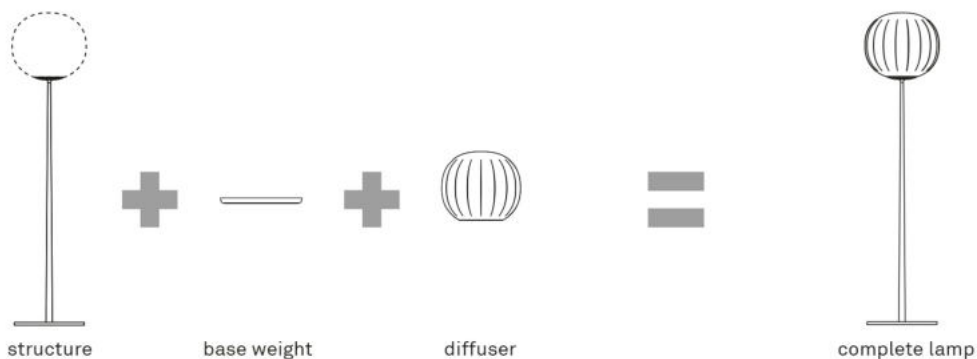
| Structure | Model Dimension cm | Item code | Finishes | Suggested light source | Euro ex.V.A.T. |
|---|--|--------------|------------|---|-------------------|
|  | A06/2D suspension dimmable push DALI structure L cable max 500 ceiling rose Ø 15.5 x H 6 220-240V~ 50/60Hz CE ⊕ ▽ | 1A060/02D002 | matt white | LED 54W 2700K CRI 90 <input type="checkbox"/> | 862,00 |

panels

| | | | | | |
|---|--|--------------|-------|--|--------|
|  | A06C1 small diffusers for A06/1T and A06/1D L 60 H 44 CE | 1A060C100002 | white | | 473,00 |
|---|--|--------------|-------|--|--------|

| | | | | | |
|---|--|--------------|-------|--|--------|
|  | A06C2 big diffusers for A06/2T and A06/2D L 90 H 72 CE | 1A060C200002 | white | | 800,00 |
|---|--|--------------|-------|--|--------|

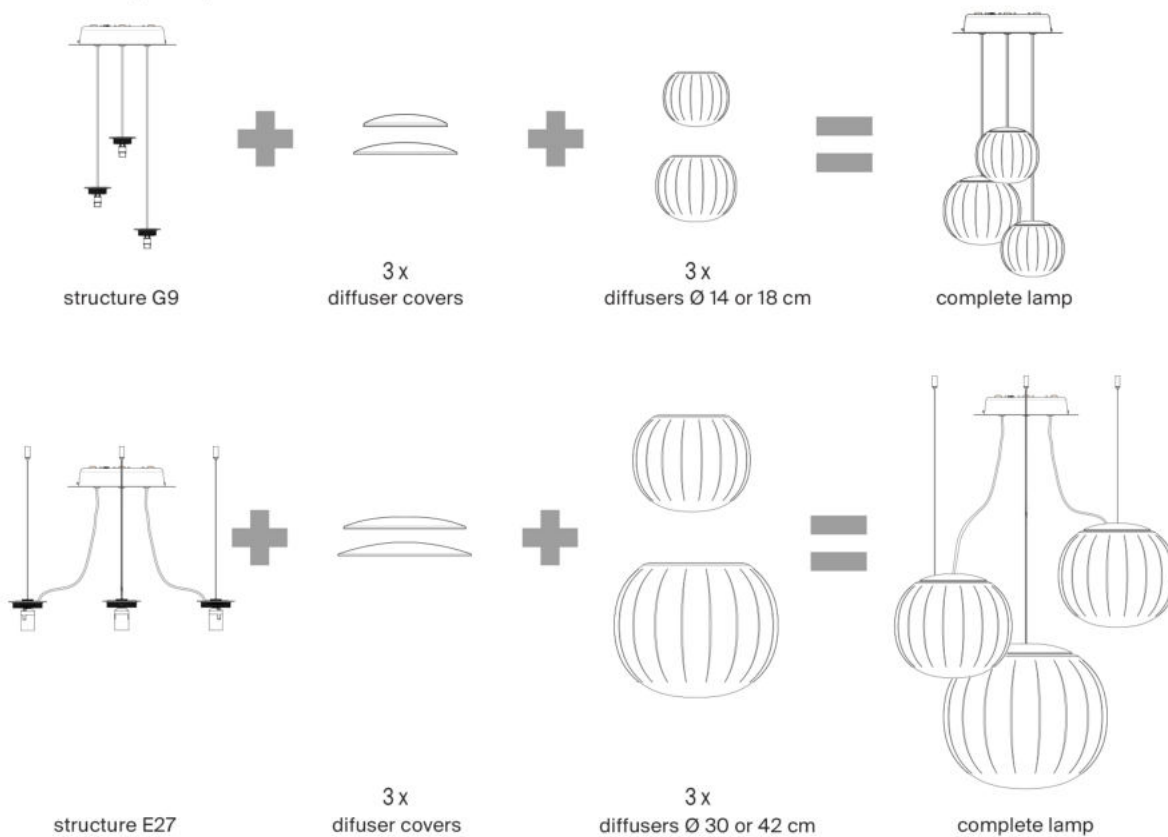
Lita floor







Lita table or suspension (with only one diffuser)






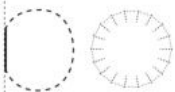











Lita multiple suspension





Calculate the price of the lamp adding the structure (for the floor version also the base weight) or the support to the corresponding diffuser for all versions: table, floor, wall and suspension.

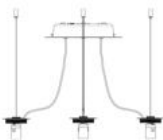

| Structure | Model Dimension cm | Item code | Finishes | Suggested light source | Euro ex.V.A.T. |
|---|--|--------------|---------------------------|--|-------------------|
|  | D92V14 Table complete version on/off switch 220-240V~ 50/60 Hz H 13 Ø 14 | 1D920V140000 | white painted aluminum |  LED G9 dimmable | 200,00 |
| | | 1D920V140030 | brass | | 211,00 |
|  | D92=18 Table structure dimmer on cable 220-240V~ 50/60 Hz for D92/2 diffuser H 28 base Ø 12 | 1D92Z=180099 | ash wood |  LED G9 dimmable | 237,00 |
| | | 1D920=180002 | white painted aluminum | | 270,00 |
|  | D92V18 Support base dimmer on cable 220-240V~ 50/60 Hz for D92/2 diffuser H 16 base Ø 10 | 1D920V180000 | white painted aluminum |  LED G9 dimmable | 133,00 |
| | | 1D920V180030 | brass | | 162,00 |
|  | D92=30 Table structure dimmer on cable 220-240V~ 50/60 Hz for D92/3 diffuser H 46 base Ø 20 | 1D92Z=300099 | ash wood |  LED E27 dimmable | 300,00 |
| | | 1D920=300002 | white painted aluminum | | 312,00 |
|  | D92V30 Support base dimmer on cable 220-240V~ 50/60 Hz for D92/3 diffuser H 27 base Ø 15 | 1D920V300000 | white painted aluminum |  LED E27 dimmable | 146,00 |
| | | 1D920V300030 | brass | | 169,00 |
|  | D92T30 Floor structure dimmer on cable 220-240V~ 50/60 Hz for D92/3 diffuser H 160 base Ø 28 | 1D920T300002 | white painted aluminum |  LED E27 dimmable | 513,00 |
| | | 1D92ZT300099 | ash wood | | 790,00 |

| Structure | Model Dimension cm | Item code | Finishes | Suggested light source | Euro ex.V.A.T. |
|---|---|--------------|---------------------------|--|-------------------|
|  | D92/5 Base weight only for floor version D92T30 CE | 1D920/500002 | white | | 149,00 |
| | | 1D920/500000 | alu for wood | | 149,00 |
|  | D92P14 Wall/ceiling complete version 220-240V~ 50/60 Hz Ø 14 h 12 CE □ ▽ IP40 | 1D920P140000 | white |  LED G9 dimmable | 127,00 |
|  | D92P18 Wall/ceiling structure dimmable 220-240V~ 50/60 Hz only for D92/2 diffuser Ø 18 h 15 CE □ ▽ IP40 | 1D920P180000 | white |  LED G9 dimmable | 55,00 |
|  | D92P30 Wall/ceiling structure dimmable 220-240V~ 50/60 Hz only for D92/3 diffuser Ø 30 h 26 CE □ ▽ IP40 | 1D920P300000 | white |  LED E27 dimmable | 59,00 |
|  | D92S14 Suspension complete version 220-240V~ 50/60 Hz Ø 14 H 30 - 300 ceiling rose: Ø 13 x 4 CE ⊕ ▽ | 1D920S140002 | white painted aluminum | | 199,00 |
| | | 1D92ZS140099 | ash wood |  LED G9 | 214,00 |
| | | 1D920S140030 | brass | | 242,00 |
|  | D92S18 Suspension structure cover already included 220-240V~ 50/60 Hz only for D92/2 diffuser Ø 18 H 30 - 300 ceiling rose: Ø 13 x 4 CE ⊕ ▽ | 1D920S180002 | white painted aluminum | | 156,00 |
| | | 1D92ZS180099 | ash wood |  LED G9 | 172,00 |
| | | 1D920S180030 | brass | | 182,00 |
|  | D92S30 Suspension structure cover already included 220-240V~ 50/60 Hz only for D92/3 diffuser Ø 30 H 30 - 300 ceiling rose: Ø 13 x 4 CE ⊕ ▽ | 1D920S300002 | white painted aluminum | | 220,00 |
| | | 1D92ZS300099 | ash wood |  LED E27 | 236,00 |
| | | 1D920S300030 | brass | | 268,00 |


| Structure | Model Dimension cm | Item code | Finishes | Suggested light source | Euro ex.V.A.T. |
|---|---|--------------|---------------------------|---|-------------------|
|  | D92S42 Suspension structure cover already included 220-240V~ 50/60 Hz only for D92/4 diffuser Ø 42 H 30 - 300 ceiling rose: Ø 13 x 4 CE ⊕ ▽ | 1D920S420002 | white painted aluminum |  | 220,00 |
| | | 1D92ZS420099 | ash wood | | 259,00 |
| | | 1D920S420030 | brass | | 275,00 |


multiple suspension version


| | | | | | |
|---|--|--------------|-------|---|--------|
|  | D92/7 multiple ceiling rose for diffusers Ø 14 or 18 L cable 5 m ceiling rose: Ø 30 x 5,6 CE ⊕ ▽ | 1D920/700002 | white |  | 288,00 |
|---|--|--------------|-------|---|--------|


| | | | | | |
|---|--|--------------|-------|---|--------|
|  | D92/8 multiple ceiling rose for diffusers Ø 30 or 42 L cable 5 m ceiling rose: Ø 30 x 5,6 CE ⊕ ▽ | 1D920/800002 | white |  | 463,00 |
|---|--|--------------|-------|---|--------|

diffuser covers (only for multiple version)


| | | | | | |
|---|---|--------------|---------------------------|--|-------|
|  | D92R/01 cover for diffuser D92/1 Ø 14 CE | 9D9201703202 | white painted aluminum | | 32,00 |
| | | 9D92Z1709599 | ash wood | | 36,00 |
| | | 9D9201703230 | brass | | 55,00 |


| | | | | | |
|---|---|--------------|---------------------------|--|-------|
|  | D92R/02 cover for diffuser D92/2 Ø 18 CE | 9D9202703302 | white painted aluminum | | 36,00 |
| | | 9D92Z2705999 | ash wood | | 43,00 |
| | | 9D9202703330 | brass | | 58,00 |


| | | | | | |
|---|---|--------------|---------------------------|--|-------|
|  | D92R/03 cover for diffuser D92/3 Ø 30 CE | 9D9203703402 | white painted aluminum | | 41,00 |
| | | 9D92Z3706099 | ash wood | | 60,00 |
| | | 9D9203703430 | brass | | 72,00 |


| Structure | Model Dimension cm | Item code | Finishes | Suggested light source | Euro ex.V.A.T. |
|---|---|--------------|---------------------------|---------------------------|-------------------|
|  | D92R/04 cover for diffuser D92/4 Ø 42 CE | 9D9204707102 | white painted aluminum | | 44,00 |
| | | 9D92Z4702499 | ash wood | | 69,00 |
| | | 9D9204707130 | brass | | 75,00 |

Diffusers

| | | | | | |
|---|--|--------------|------|--|-------|
|  | D92/1 Diffuser opal glass Ø 14 H 11,2 CE | 1D920/100002 | opal | | 67,00 |
|---|--|--------------|------|--|-------|

| | | | | | |
|---|--|--------------|------|--|-------|
|  | D92/2 Diffuser opal glass Ø 18 H 15 CE | 1D920/200002 | opal | | 98,00 |
|---|--|--------------|------|--|-------|







| | | | | | |
|---|--|--------------|------|--|--------|
|  | D92/3 Diffuser opal glass Ø 30 H 25 CE | 1D920/300002 | opal | | 160,00 |
|---|--|--------------|------|--|--------|

| | | | | | |
|---|--|--------------|------|--|--------|
|  | D92/4 Diffuser opal glass Ø 42 H 36 CE | 1D920/400002 | opal | | 268,00 |
|---|--|--------------|------|--|--------|







D15 LOLA

alberto meda, paolo rizzato

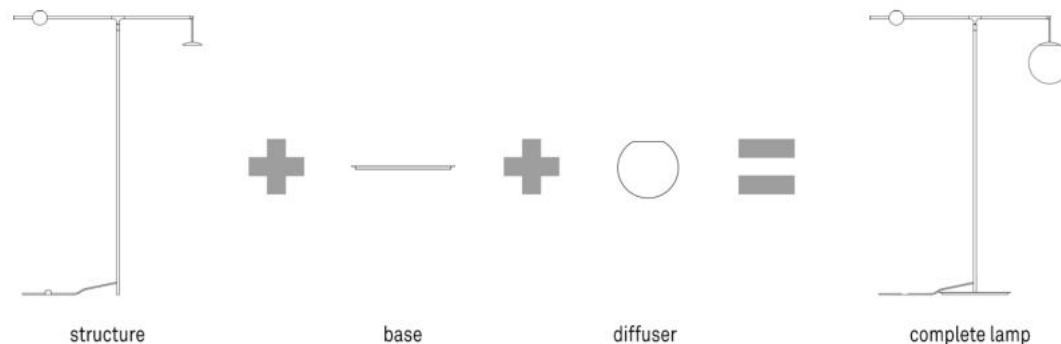
| Structure | Model Dimension cm | Item code | Finishes | Suggested light source | Euro ex.V.A.T. |
|---|---|--------------|----------|---|-------------------|
|  | D15ND floor foot dimmer 220-240V~ 50/60Hz H 160/200 base Ø 48 CE □ ▽ | 1D15=1ND0020 | alu |  LED dimmable R7s Ømax: 22 mm | 539,00 |
| | | 1D15=1ND0017 | black |  240W HDG R7s energy saver | 539,00 |
|  | D15NA1 wall dimmable 220-240V~ 50/60Hz H 25 x L 18 depth 25 CE □ ▽ | 1D15A1N00020 | alu |  LED dimmable R7s Ømax: 22 mm | 200,00 |
| | | 1D15A1N00017 | black |  240W HDG R7s energy saver | 200,00 |

D85 LUTHIEN

monica armani

| Structure | Model Dimension cm | Item code | Finishes | Suggested light source | Euro ex.V.A.T. |
|---|--|--------------|-------------|---|-------------------|
| 2700K versions | | | | | |
|  | D85A wall dimmable phase cut 220-240V~ 50/60Hz L 27 x W 27 x H 10 CE ⊕ ▽ | 1D850A000002 | matt white |  LED module 21W 2700K CRI 80 | 304,00 |
| | | 1D850A000004 | pearl | | 323,00 |
| | | 1D850A000024 | pink powder | | 323,00 |
| | | 1D850A000028 | sand | | 323,00 |
| 3000K versions | | | | | |
|  | D85AC wall dimmable phase cut 220-240V~ 50/60Hz 27 x 27 x 10 CE ⊕ ▽ | 1D850A0C0002 | matt white |  LED module 21W 3000K CRI 80 | 304,00 |
| | | 1D850A0C0004 | pearl | | 323,00 |
| | | 1D850A0C0024 | pink powder | | 323,00 |
| | | 1D850A0C0028 | sand | | 323,00 |


Malamata floor



Malamata wall



Malamata suspension



For all versions calculate the price of the lamp adding the structure to the diffuser.



| Structure | Model Dimension cm | Item code | Finishes | Suggested light source | Euro ex.V.A.T. |
|-----------|-----------------------|-----------|----------|---------------------------|-------------------|
|-----------|-----------------------|-----------|----------|---------------------------|-------------------|

floor version



| | | | | | |
|--|--|--------------|---------------|--|--------|
| | B01T22 Floor dimmable structure foot dimmer for diffuser Ø 22 220-240V~ 50/60Hz H 150 L 96 CE □ ▼ | 1B010T220001 | matt black | | 538,00 |
| | | 1B010T220030 | brushed brass | | 750,00 |
| | B01/3 Base Ø 38 CE | 1B010/300001 | matt black | | 188,00 |
| | | 1B010/300030 | brushed brass | | 306,00 |

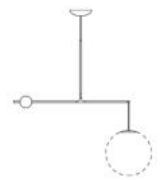

| Structure | Model Dimension cm | Item code | Finishes | Suggested light source | Euro ex.V.A.T. |
|-----------|-----------------------|-----------|----------|---------------------------|-------------------|
|-----------|-----------------------|-----------|----------|---------------------------|-------------------|

wall version


| | | | | | |
|---|--|--------------|---------------|---|----------|
|  | B01A22 Wall dimmable structure dimmer on board for diffuser Ø 22 220-240V~ 50/60Hz H 33 L 152 CE □ ▽ | 1B010A220001 | matt black |  | 705,00 |
| | | 1B010A220030 | brushed brass | | 1.011,00 |


suspension version

| | | | | | |
|---|---|--------------|---------------|---|--------|
|  | B01S22 Suspension only structure for diffuser Ø 22 220-240V~ 50/60Hz CE ⊕ ▽ | 1B010S220001 | matt black |  | 630,00 |
| | | 1B010S220030 | brushed brass | | 839,00 |

| | | | | | |
|--|---|--------------|---------------|---|--------|
|  | B01S48 Suspension only structure for diffuser Ø 48 220-240V~ 50/60Hz H max 444 L 119 CE ⊕ ▽ | 1B010S480001 | matt black |  | 738,00 |
| | | 1B010S480030 | brushed brass | | 950,00 |

opal difusers

| | | | | | |
|---|--|--------------|------|--|--------|
|  | B01/1 Opal diffuser for B01A22, B01T22, B01S22 Ø 22 CE | 1B010/100002 | opal | | 117,00 |
|---|--|--------------|------|--|--------|

| | | | | | |
|---|--|--------------|------|--|--------|
|  | B01/2 Opal diffuser for B01S48 Ø 48 CE | 1B010/200002 | opal | | 268,00 |
|---|--|--------------|------|--|--------|

Mesh wireless



APP LUCE PLAN

Luceplan Mesh **NEW**

Google Play App Store

Don't use characters: . , " ° £ /

APP:  www.luceplan.com/products/mesh-wireless

Mesh master PSK  luceplan


| Structure | Model Dimension cm | Item code | Finishes | Suggested light source | Euro ex.V.A.T. |
|-----------|-----------------------|-----------|----------|---------------------------|-------------------|
|-----------|-----------------------|-----------|----------|---------------------------|-------------------|


complete versions phase cut Ø 80


| | | | | | |
|---|---|--------------|-------|---|----------|
|  | D86KT081 suspension dimable phase cut 220-240V~ 50/60 Hz h 60, Ø 80 L cable 1 m ceiling rose: Ø 30 x 7 | 1D86KT081001 | black | LED 53W 2700K CRI 90 <input type="checkbox"/> | 3.193,00 |
|  | D86KT082 suspension dimable phase cut 220-240V~ 50/60 Hz h 60, Ø 80 L cable 2 m ceiling rose: Ø 30 x 7 | 1D86KT082001 | black | LED 53W 2700K CRI 90 <input type="checkbox"/> | 3.310,00 |
|  | D86KT083 suspension dimable phase cut 220-240V~ 50/60 Hz h 60, Ø 80 L cable 3 m ceiling rose: Ø 30 x 7 | 1D86KT083001 | black | LED 53W 2700K CRI 90 <input type="checkbox"/> | 3.310,00 |
|  | D86KT084 suspension dimable phase cut 220-240V~ 50/60 Hz h 60, Ø 80 L cable 4 m ceiling rose: Ø 30 x 7 | 1D86KT084001 | black | LED 53W 2700K CRI 90 <input type="checkbox"/> | 3.310,00 |
|  | D86KT085 suspension dimable phase cut 220-240V~ 50/60 Hz h 60, Ø 80 L cable 5 m ceiling rose: Ø 30 x 7 | 1D86KT085001 | black | LED 53W 2700K CRI 90 <input type="checkbox"/> | 3.310,00 |


| Structure | Model Dimension cm | Item code | Finishes | Suggested light source | Euro ex.V.A.T. |
|-----------|-----------------------|-----------|----------|---------------------------|-------------------|
|-----------|-----------------------|-----------|----------|---------------------------|-------------------|


complete versions with wireless kit Ø 80

| | | | | | |
|---|---|---------------|-------|---|----------|
|  | <p>D86KW081A suspension wireless kit included 220-240V~ 50/60 Hz h 60, Ø 80 L cable 1 m ceiling rose: Ø 30 x 7</p> <p>CE ⚡ ⚠</p> | 1D86KW081001A | black | LED 50W 2700K CRI 90 <input type="checkbox"/> | 3.411,00 |
|---|---|---------------|-------|---|----------|


| | | | | | |
|---|---|---------------|-------|---|----------|
|  | <p>D86KW082A suspension wireless kit included 220-240V~ 50/60 Hz h 60, Ø 80 L cable 2 m ceiling rose: Ø 30 x 7</p> <p>CE ⚡ ⚠</p> | 1D86KW082001A | black | LED 50W 2700K CRI 90 <input type="checkbox"/> | 3.582,00 |
|---|---|---------------|-------|---|----------|





| | | | | | |
|---|---|---------------|-------|---|----------|
|  | <p>D86KW083A suspension wireless kit included 220-240V~ 50/60 Hz h 60, Ø 80 L cable 3 m ceiling rose: Ø 30 x 7</p> <p>CE ⚡ ⚠</p> | 1D86KW083001A | black | LED 50W 2700K CRI 90 <input type="checkbox"/> | 3.582,00 |
|---|---|---------------|-------|---|----------|

| | | | | | |
|---|---|---------------|-------|---|----------|
|  | <p>D86KW084A suspension wireless kit included 220-240V~ 50/60 Hz h 60, Ø 80 L cable 4 m ceiling rose: Ø 30 x 7</p> <p>CE ⚡ ⚠</p> | 1D86KW084001A | black | LED 50W 2700K CRI 90 <input type="checkbox"/> | 3.582,00 |
|---|---|---------------|-------|---|----------|



| | | | | | |
|---|---|---------------|-------|---|----------|
|  | <p>D86KW085A suspension wireless kit included 220-240V~ 50/60 Hz h 60, Ø 80 L cable 5 m ceiling rose: Ø 30 x 7</p> <p>CE ⚡ ⚠</p> | 1D86KW085001A | black | LED 50W 2700K CRI 90 <input type="checkbox"/> | 3.582,00 |
|---|---|---------------|-------|---|----------|

complete versions phase cut Ø 100





| | | | | | |
|---|--|--------------|-------|---|----------|
|  | <p>D86KT101 suspension dimnable phase cut 220-240V~ 50/60 Hz h 90, Ø 100 L cable 1 m ceiling rose: Ø 30 x 7</p> <p>CE ⚡ ⚠</p> | 1D86KT101001 | black | LED 61W 2700K CRI 90 <input type="checkbox"/> | 4.111,00 |
|---|--|--------------|-------|---|----------|





| Structure | Model Dimension cm | Item code | Finishes | Suggested light source | Euro ex.V.A.T. |
|---|--|--------------|----------|---|-------------------|
|  | D86KT102 suspension dimable phase cut 220-240V~ 50/60 Hz h 90, Ø 100 L cable 2 m ceiling rose: Ø 30 x 7 CE ⊕ ▽ | 1D86KT102001 | black | LED 61W 2700K CRI 90 <input type="checkbox"/> | 4.214,00 |
|  | D86KT103 suspension dimable phase cut 220-240V~ 50/60 Hz h 90, Ø 100 L cable 3 m ceiling rose: Ø 30 x 7 CE ⊕ ▽ | 1D86KT103001 | black | LED 61W 2700K CRI 90 <input type="checkbox"/> | 4.214,00 |
|  | D86KT104 suspension dimable phase cut 220-240V~ 50/60 Hz h 90, Ø 100 L cable 4 m ceiling rose: Ø 30 x 7 CE ⊕ ▽ | 1D86KT104001 | black | LED 61W 2700K CRI 90 <input type="checkbox"/> | 4.214,00 |
|  | D86KT105 suspension dimable phase cut 220-240V~ 50/60 Hz h 90, Ø 100 L cable 5 m ceiling rose: Ø 30 x 7 CE ⊕ ▽ | 1D86KT105001 | black | LED 61W 2700K CRI 90 <input type="checkbox"/> | 4.214,00 |

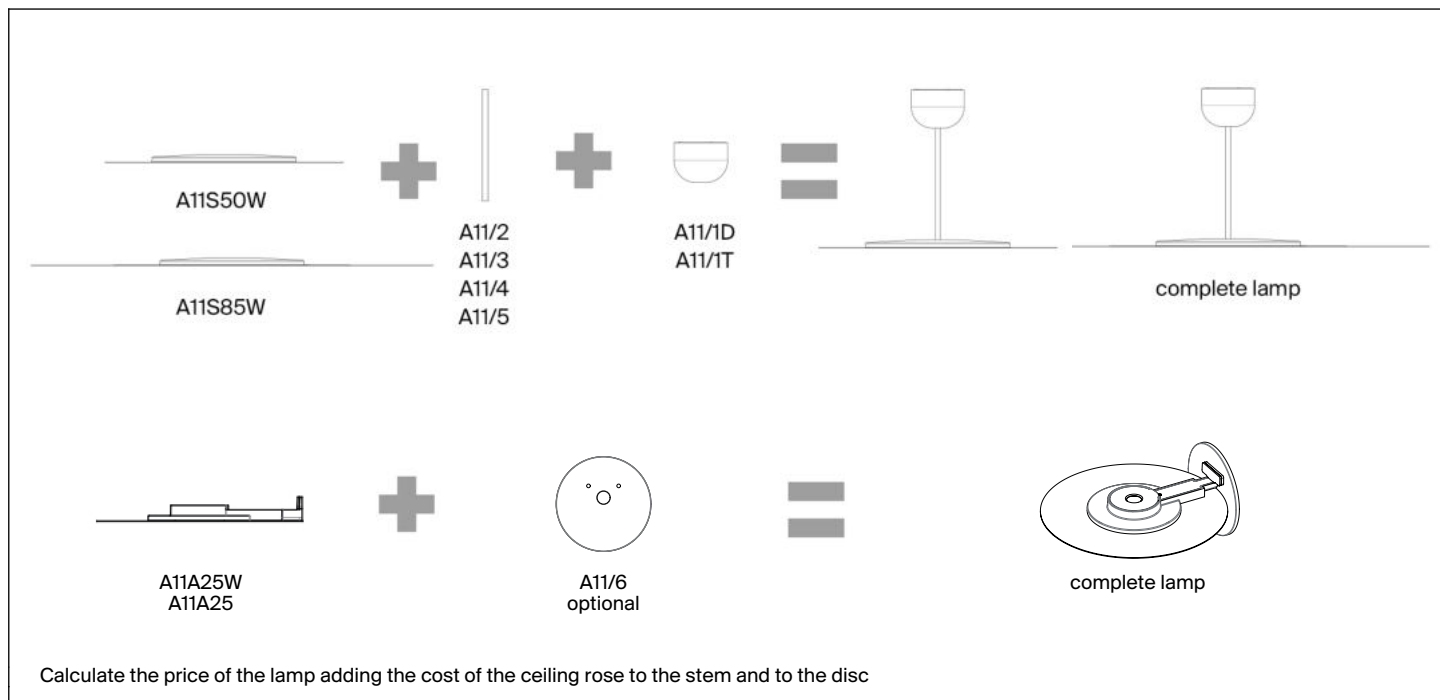
complete versions with wireless kit Ø 100

| | | | | | |
|---|---|---------------|-------|---|----------|
|  | D86KW101A suspension wireless kit included 220-240V~ 50/60 Hz h 90, Ø 100 L cable 1 m ceiling rose: Ø 30 x 7 CE ⊕ ▽ | 1D86KW101001A | black | LED 61W 2700K CRI 90 <input type="checkbox"/> | 4.258,00 |
|  | D86KW102A suspension wireless kit included 220-240V~ 50/60 Hz h 90, Ø 100 L cable 2 m ceiling rose: Ø 30 x 7 CE ⊕ ▽ | 1D86KW102001A | black | LED 61W 2700K CRI 90 <input type="checkbox"/> | 4.424,00 |

| Structure | Model Dimension cm | Item code | Finishes | Suggested light source | Euro ex.V.A.T. |
|---|---|---------------|----------|---|-------------------|
|  | D86KW103A suspension wireless kit included 220-240V~ 50/60 Hz h 90, Ø 100 L cable 3 m ceiling rose: Ø 30 x 7 CE ⊕ ▽ | 1D86KW103001A | black | LED 61W 2700K CRI 90 <input type="checkbox"/> | 4.424,00 |
|  | D86KW104A suspension wireless kit included 220-240V~ 50/60 Hz h 90, Ø 100 L cable 4 m ceiling rose: Ø 30 x 7 CE ⊕ ▽ | 1D86KW104001A | black | LED 61W 2700K CRI 90 <input type="checkbox"/> | 4.424,00 |
|  | D86KW105A suspension wireless kit included 220-240V~ 50/60 Hz h 90, Ø 100 L cable 5 m ceiling rose: Ø 30 x 7 CE ⊕ ▽ | 1D86KW105001A | black | LED 61W 2700K CRI 90 <input type="checkbox"/> | 4.424,00 |
| complete versions | | | | | |
|  | D86C551 suspension dimnable phase cut 220-240V~ 50/60 Hz Ø 55, h 55 L cable 1 m ceiling rose: Ø 26 x 5 CE ⊕ ▽ | 1D860C551001 | black | LED 39W 2700K CRI 90 <input type="checkbox"/> | 1.781,00 |
|  | D86C555 suspension dimnable phase cut 220-240V~ 50/60 Hz Ø 55, h 55 L cable 5 m ceiling rose: Ø 26 x 5 CE ⊕ ▽ | 1D860C555001 | black | LED 39W 2700K CRI 90 <input type="checkbox"/> | 1.917,00 |
|  | D86PLN ceiling dimnable phase cut 220-240V~ 50/60 Hz Ø 72, h 32 CE ⊕ ▽ | 1D860PLN0001 | black | LED 50W 2700K CRI 90 <input type="checkbox"/> | 2.694,00 |

| Structure | Model Dimension cm | Item code | Finishes | Suggested light source | Euro ex.V.A.T. |
|---|--|--------------|---------------|---|-------------------|
|  | D2017V1 wall/ceiling glass diffuser 220-240V 50/60Hz H 8 Ø 17 CE ⊕ ▽ | 1D2017V01019 | polished |  LED 2700K E14 | 249,00 |
| | | 1D2017V01020 | painting alu |  28W HSGSA E14 energy saver | 271,00 |
| | | 1D2017V01040 | satini bronze | | 401,00 |
|  | D2017V7 wall/ceiling glass diffuser 220-240V 50/60Hz H 8 Ø 17 CE ⊕ ▽ | 1D2017V07019 | polished | LED 12W @ 2700K main power CRI 90 <input type="checkbox"/> | 360,00 |
| | | 1D2017V07020 | painting alu | | 382,00 |
| | | 1D2017V07040 | satini bronze | | 509,00 |
|  | D2027V1 wall/ceiling glass diffuser 220-240V 50/60Hz H 10 Ø 27 CE ⊕ ▽ | 1D2027V01019 | polished |  LED E27 | 318,00 |
| | | 1D2027V01020 | painting alu |  70W HSGSA E27 energy saver | 327,00 |
| | | 1D2027V01040 | satini bronze | | 469,00 |
|  | D2027V9 wall/ceiling glass diffuser 220-240V 50/60Hz H 10 Ø 27 CE ⊕ ▽ | 1D2027V09019 | polished | LED 17W @ 3000K main power CRI 90 <input type="checkbox"/> | 410,00 |
| | | 1D2027V09020 | painting alu | | 419,00 |
| | | 1D2027V09040 | satini bronze | | 561,00 |
| complete outdoor versions | | | | | |
|  | D2017P1 wall/ceiling polycarbonate diffuser 220-240V 50/60Hz H 8 Ø 17 CE ⊕ ▽ IP65 | 1D2017P01020 | painting alu |  LED 2700K E14  28W HSGSA E14 energy saver | 259,00 |
|  | D2017P7 wall/ceiling polycarbonate diffuser 220-240V 50/60Hz H 8 Ø 17 CE ⊕ ▽ IP65 | 1D2017P07020 | painting alu | LED 12W @ 2700K main power CRI 90 <input type="checkbox"/> | 370,00 |

| Structure | Model Dimension cm | Item code | Finishes | Suggested light source | Euro ex.V.A.T. |
|---|---|--------------|--------------|--|-------------------|
|  | D2027P1 wall/ceiling polycarbonate diffuser 220-240V 50/60Hz H 10 Ø 27 CE ⊕ ▽ IP65 | 1D2027P01020 | painting alu |  LED E27 dimmable  70W HSGSA E27 energy saver | 306,00 |
|  | D2027P9 wall/ceiling polycarbonate diffuser 220-240V 50/60Hz H 10 Ø 27 CE ⊕ ▽ IP65 | 1D2027P09020 | painting alu | LED 17W @3000K main power CRI 90 <input type="checkbox"/> | 398,00 |



| Structure | Model Dimension cm | Item code | Finishes | Suggested light source | Euro ex.V.A.T. |
|-----------|-----------------------|-----------|----------|---------------------------|-------------------|
|-----------|-----------------------|-----------|----------|---------------------------|-------------------|

wall structure complete 2700K

| | | | | | |
|--|---|--------------|------------------|---|--------|
| | A11A25W wall dimmable phase-cut 220-240V ~ 50/60Hz Ø 25 H 3 CE Ⓢ ⚠ | 1A110A25W020 | aluminium/mirror | LED 22W 2700K CRI 90 <input type="checkbox"/> | 236,00 |
|--|---|--------------|------------------|---|--------|

wall structure complete 3000K


| | | | | | |
|--|--|--------------|------------------|---|--------|
| | A11A25 wall dimmable phase-cut 220-240V ~ 50/60Hz Ø 25 H 3 CE Ⓢ ⚠ | 1A110A250020 | aluminium/mirror | LED 22W 3000K CRI 90 <input type="checkbox"/> | 236,00 |
|--|--|--------------|------------------|---|--------|


cover plate for wall structure


| | | | | | |
|--|-----------------------------|--------------|------------|--|-------|
| | A11/6 cover CE | 1A110/060002 | white | | 32,00 |
| | | 1A110/060009 | royal blue | | 32,00 |
| | | 1A110/060020 | metal | | 32,00 |
| | | 1A110/060030 | brass | | 32,00 |


| Structure | Model Dimension cm | Item code | Finishes | Suggested light source | Euro ex.V.A.T. |
|-----------|-----------------------|-----------|----------|---------------------------|-------------------|
|-----------|-----------------------|-----------|----------|---------------------------|-------------------|

suspension structure


| | | | | | |
|---|---|--------------|------------|--|-------|
|  | A11/2 stem H 23, lamp total height CE | 1A110/020009 | royal blue | | 64,00 |
| | | 1A110/020020 | aluminium | | 67,00 |
| | | 1A110/020030 | brass | | 78,00 |


| | | | | | |
|---|---|--------------|------------|--|-------|
|  | A11/3 stem H 33, lamp total height CE | 1A110/030009 | royal blue | | 68,00 |
| | | 1A110/030020 | aluminium | | 72,00 |
| | | 1A110/030030 | brass | | 84,00 |

| | | | | | |
|---|---|--------------|------------|--|--------|
|  | A11/4 stem H 53, lamp total height CE | 1A110/040009 | royal blue | | 79,00 |
| | | 1A110/040020 | aluminium | | 83,00 |
| | | 1A110/040030 | brass | | 103,00 |

| | | | | | |
|---|---|--------------|------------|--|--------|
|  | A11/5 stem H 73, lamp total height CE | 1A110/050009 | royal blue | | 90,00 |
| | | 1A110/050020 | aluminium | | 86,00 |
| | | 1A110/050030 | brass | | 121,00 |

ceiling rose


| | | | | | |
|---|--|--------------|------------|-----|--------|
|  | A11/1D push/DALI ceiling rose Ø 11 H 8 CE ⊕ ▼ | 1A110/01D009 | royal blue | 39W | 220,00 |
| | | 1A110/01D020 | aluminium | | 224,00 |
| | | 1A110/01D030 | brass | | 255,00 |

| | | | | | |
|---|--|--------------|------------|-----|--------|
|  | A11/1T phase cut ceiling rose Ø 11 H 8 CE ⊕ ▼ | 1A110/01T009 | royal blue | 37W | 179,00 |
| | | 1A110/01T020 | aluminium | | 183,00 |
| | | 1A110/01T030 | brass | | 213,00 |

| Structure | Model Dimension cm | Item code | Finishes | Suggested light source | Euro ex.V.A.T. |
|-----------|-----------------------|-----------|----------|---------------------------|-------------------|
|-----------|-----------------------|-----------|----------|---------------------------|-------------------|

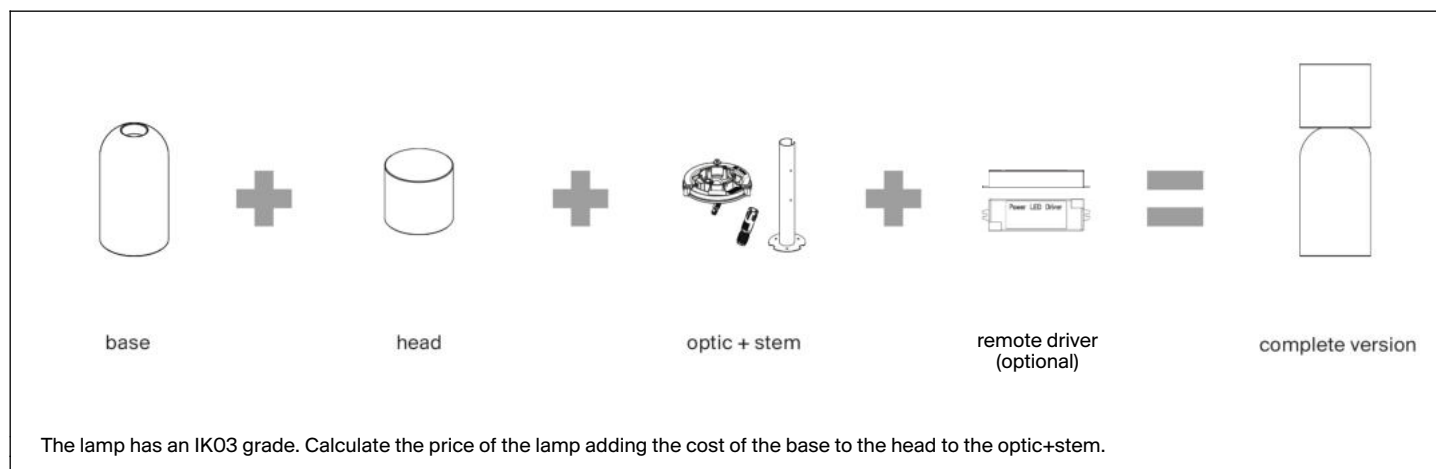
optic

| | | | | | |
|---|--|--------------|--------|--|--------|
|  | A11S50W disc LED 927 Ø 50 CE ⊕ ▽ | 1A110S50W018 | mirror | 2700K CRI 90 <input type="checkbox"/> | 543,00 |
|---|--|--------------|--------|--|--------|

| | | | | | |
|---|--|--------------|--------|--|--------|
|  | A11S85W disc LED 927 Ø 85 CE ⊕ ▽ | 1A110S85W018 | mirror | 2700K CRI 90 <input type="checkbox"/> | 721,00 |
|---|--|--------------|--------|--|--------|


A02 NUI


meneghello paoletti associati



| Structure | Model Dimension cm | Item code | Finishes | Suggested light source | Euro ex.V.A.T. |
|-----------|-----------------------|-----------|----------|---------------------------|-------------------|
|-----------|-----------------------|-----------|----------|---------------------------|-------------------|


version A (the lamp is supplied without power supply)


| | | | | | |
|---|---|--------------|---------------|--|--------|
|  | A02TA1 outdoor floor base for A version h 34 Ø 18,5 CE | 1A020TA10028 | concrete grey | | 190,00 |
|---|---|--------------|---------------|--|--------|

| | | | | | |
|---|---|--------------|---------------|--|--------|
|  | A02TA2 outdoor floor head for A version h 17 Ø 18,5 CE | 1A020TA20028 | concrete grey | | 190,00 |
|---|---|--------------|---------------|--|--------|


| Structure | Model Dimension cm | Item code | Finishes | Suggested light source | Euro ex.V.A.T. |
|-----------|-----------------------|-----------|----------|---------------------------|-------------------|
|-----------|-----------------------|-----------|----------|---------------------------|-------------------|


version B (the lamp is supplied without power supply)

| | | | | | |
|---|---|--------------|---------------|--|--------|
|  | A02TB1 outdoor floor base for B version h 20 Ø 18,5 CE | 1A020TB10028 | concrete grey | | 190,00 |
|---|---|--------------|---------------|--|--------|



| | | | | | |
|---|---|--------------|---------------|--|--------|
|  | A02TB2 outdoor floor head for B version h 31 Ø 18,5 CE | 1A020TB20028 | concrete grey | | 190,00 |
|---|---|--------------|---------------|--|--------|

version C (the lamp is supplied without power supply)

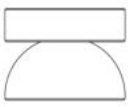

| | | | | | |
|---|---|--------------|---------------|--|--------|
|  | A02TC3 outdoor floor base for C version h 42 Ø 18,5 CE | 1A020TC30028 | concrete grey | | 294,00 |
|---|---|--------------|---------------|--|--------|

| | | | | | |
|---|--|--------------|---------------|--|--------|
|  | A02TC4 outdoor floor head for C version h 7 Ø 32 CE | 1A020TC40028 | concrete grey | | 240,00 |
|---|--|--------------|---------------|--|--------|

optic


| | | | | | |
|---|---|--------------|--|---|--------|
|  | A02LC1 LED optic + stem for A, B and C versions 24V dc CE  IP65 | 1A020LC10000 | | LED 14W 3000K CRI 90 <input type="checkbox"/> | 190,00 |
|---|---|--------------|--|---|--------|

version D. Complete version with optic + driver (on/off)


| | | | | | |
|---|---|--------------|---------------|---|--------|
|  | A02TD2 outdoor floor/wall on-off 220-240V 50/60Hz h 14 Ø 18,5 CE <input type="checkbox"/>  IP65 | 1A020TD20028 | concrete grey | LED 14W 3000K CRI 90 <input type="checkbox"/> | 424,00 |
|---|---|--------------|---------------|---|--------|

| Structure | Model Dimension cm | Item code | Finishes | Suggested light source | Euro ex.V.A.T. |
|-----------|-----------------------|-----------|----------|---------------------------|-------------------|
|-----------|-----------------------|-----------|----------|---------------------------|-------------------|

power supply can be inserted inside the lamp

| | | | | | |
|---|--|--------------|--|--|-------|
|  | A02/2 driver on/off 24V, 14W 220-240V 50/60Hz SELV for A, B and C versions CE IP67 | 1A020/020000 | | | 49,00 |
|---|--|--------------|--|--|-------|

remote driver (the junction box is recommended watertight IP68)





| | | | | | |
|---|---|--------------|--|--|-------|
|  | D94/1 dimmable push/DALI driver for 1 body 24V, 35W 220-240V~ 50/60Hz SELV for A, B and C versions CE IP20 | 1D940/100000 | | | 97,00 |
|---|---|--------------|--|--|-------|

A02R1 NUI MINI



meneghello paoletti associati

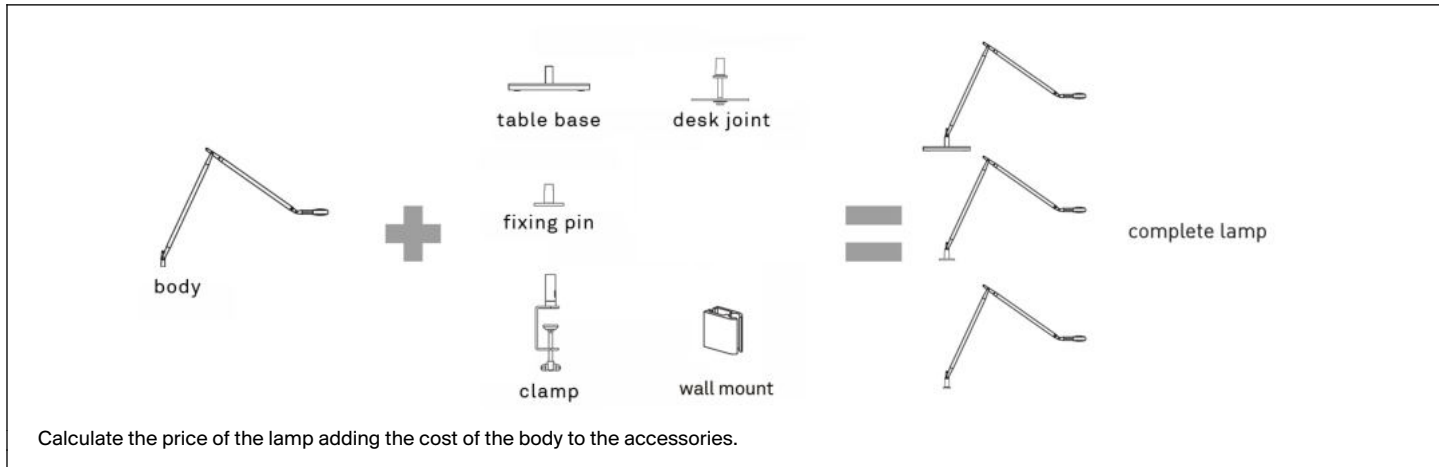
| Structure | Model Dimension cm | Item code | Finishes | Suggested light source | Euro ex.V.A.T. |
|-----------|-----------------------|-----------|----------|---------------------------|-------------------|
|-----------|-----------------------|-----------|----------|---------------------------|-------------------|

table lamp portable/rechargeable (USB charger not included in the package)




| | | | | | |
|---|--|--------------|--------|---|--------|
|  | A02R1 table / outdoor portable / rechargeable dimmer on board USB/USB-C cable included h 28 Ø 11 CE   IP54 | 1A020=R10002 | white | LED 4W 2700K CRI 90  | 271,00 |
| | | 1A020=R10039 | greige | | 271,00 |
| | | 1A020=R10004 | sand | | 271,00 |

USB charger for A02R1


| | | | | | |
|---|---|--------------|--|--|-------|
|  | A02/1 USB charger input 110/240V~ 50/60Hz output 5V 2,4A CE  | 1A020/010000 | | | 34,00 |
|---|---|--------------|--|--|-------|





Calculate the price of the lamp adding the cost of the body to the accessories.


| Structure | Model Dimension cm | Item code | Finishes | Suggested light source | Euro ex.V.A.T. |
|---|--|--------------|------------------|--|-------------------|
|  | D72N1 table dimmer on board head L 13 x H 10,5 x W 2 arms l 47 + 42,2 CE   | 1D720=N10002 | white | LED 8W 3000K CRI 80 <input type="checkbox"/> | 388,00 |
| | | 1D720=N10001 | black soft-touch | | 401,00 |
| | | 1D720=N10018 | mirror | | 401,00 |


accessories

| | | | | | |
|---|---|--------------|------------------|--|--------|
|  | D72/1 table base L 18,5 x 18,5 CE | 1D72/1000001 | black soft-touch | | 89,00 |
| | | 1D72/1000002 | white | | 117,00 |
| | | 1D72/1000018 | mirror | | 125,00 |

| | | | | | |
|---|--|--------------|------------------|--|-------|
|  | D72/2 fixing pin (for use on the table max 41mm, hole Ø 10mm) h 4,4, Ø 3 CE | 1D72/2000002 | white | | 39,00 |
| | | 1D72/2000001 | black soft-touch | | 39,00 |
| | | 1D72/2000018 | mirror | | 43,00 |

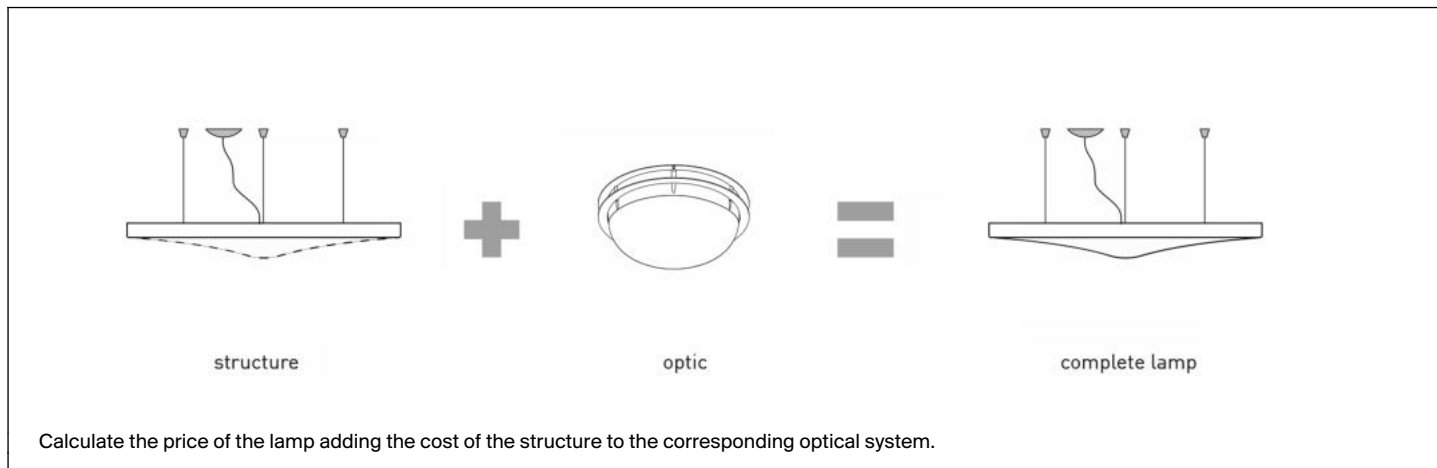
| | | | | | |
|---|--|--------------|------------------|--|-------|
|  | D72/3 clamp (for use on the table max 41mm) h 4,4 CE | 1D72/3000002 | white | | 76,00 |
| | | 1D72/3000001 | black soft-touch | | 76,00 |
| | | 1D72/3000018 | mirror | | 78,00 |

| | | | | | |
|---|---|--------------|------------------|--|-------|
|  | D72/4 wall bracket L 5 x H 4.5 CE | 1D72/4000002 | white | | 38,00 |
| | | 1D72/4000001 | black soft-touch | | 38,00 |
| | | 1D72/4000018 | mirror | | 38,00 |

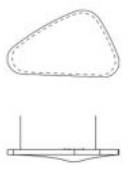


| Structure | Model Dimension cm | Item code | Finishes | Suggested light source | Euro ex.V.A.T. |
|---|---|--------------|------------------|---------------------------|-------------------|
|  | D72/5 desk joint (for use on the table max h 4) h 4,4, Ø 12,5 CE | 1D72/5000002 | white | | 52,00 |
| | | 1D72/5000001 | black soft-touch | | 52,00 |
| | | 1D72/5000018 | mirror | | 54,00 |

D71 PETALE

odile decq








Calculate the price of the lamp adding the cost of the structure to the corresponding optical system.

| Structure | Model Dimension cm | Item code | Finishes | Suggested light source | Euro ex.V.A.T. |
|---|---|--------------|----------|---|-------------------|
|  | D71PV suspension + LED module L 136 x W 83 x H 15 H 50 - 300 ceiling rose: Ø 12 x 3 LED module dimmable DALI CE | 1D710P0V0002 | white | LED 17W 3000K CRI90 <input type="checkbox"/> | 2.207,00 |
|  | D71P1V suspension + LED module l 154,5 x w 120 x H15 H 50 - 300 ceiling rose: Ø 12 x 3 LED module dimmable DALI CE | 1D710P1V0002 | white | LED 21W 3000K CRI90 <input type="checkbox"/> | 2.649,00 |
|  | D71CV suspension + LED module Ø 120 x H 15 H 50 - 300 ceiling rose: Ø 12 x 3 LED module dimmable DALI CE | 1D710C0V0002 | white | LED 18W 3000K CRI90 <input type="checkbox"/> | 2.207,00 |



| Structure | Model Dimension cm | Item code | Finishes | Suggested light source | Euro ex.V.A.T. |
|-----------|-----------------------|-----------|----------|---------------------------|-------------------|
|-----------|-----------------------|-----------|----------|---------------------------|-------------------|




optics 2700K version

| | | | | | |
|---|---|--------------|--|---|--------|
|  | D71/7DVW optic LED at direct light push dim / DALI 220-240V~ 50/60 Hz | 1D71/7DVW002 | |  LED 45W 2700K CRI 90 <input type="checkbox"/> | 685,00 |
|---|---|--------------|--|---|--------|

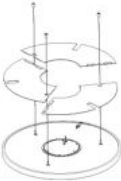
| | | | | | |
|---|--|--------------|--|--|----------|
|  | D71/7DLW optic LED at direct/indirect light push dim / DALI 220-240V~ 50/60 Hz | 1D71/7DLW002 | |  LED 45W 2700K CRI 90 +  LED 25W 2700K CRI 90 <input type="checkbox"/> | 1.016,00 |
|---|--|--------------|--|--|----------|

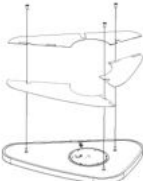
optics 3000K version


| | | | | | |
|---|--|--------------|--|---|--------|
|  | D71/7DV optic LED at direct light push dim / DALI 220-240V~ 50/60 Hz | 1D71/7DV0002 | |  LED 45W 3000K CRI 90 <input type="checkbox"/> | 725,00 |
|---|--|--------------|--|---|--------|

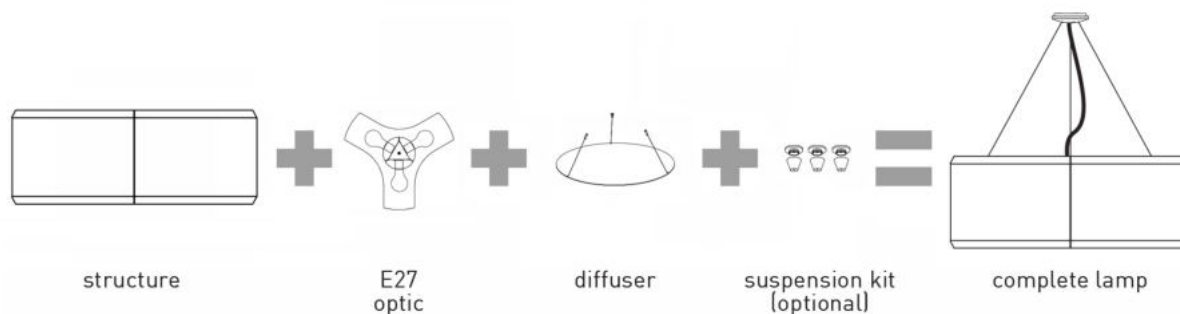
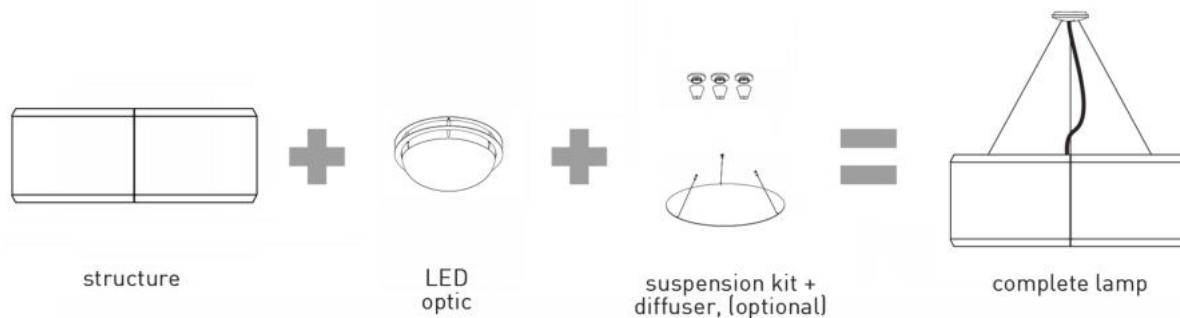
| | | | | | |
|---|---|--------------|--|--|----------|
|  | D71/7DL optic LED at direct/indirect light push dim / DALI 220-240V~ 50/60 Hz | 1D71/7DL0002 | |  LED 45W 3000K CRI 90 +  LED 25W 3000K CRI 90 <input type="checkbox"/> | 1.016,00 |
|---|---|--------------|--|--|----------|

top cover lamp body

| | | | | | |
|---|-----------------------------------|--------------|-------|--|--------|
|  | D71/OAC cover for D71CV | 1D71/OAC0002 | white | | 234,00 |
|---|-----------------------------------|--------------|-------|--|--------|

| | | | | | |
|---|-----------------------------------|--------------|-------|--|--------|
|  | D71/OAP cover for D71PV | 1D71/OAP0002 | white | | 234,00 |
|---|-----------------------------------|--------------|-------|--|--------|

| Structure | Model Dimension cm | Item code | Finishes | Suggested light source | Euro ex.V.A.T. |
|---|---|--------------|----------|---------------------------|-------------------|
|  | <p>D71/OAP1 cover for D71P1V</p> <p>CE</p> | 1D71/OAP1002 | white | | 249,00 |



Calculate the price of the lamp adding the cost of the structure to the corresponding optical system and to the optional accessories.

Besides the four catalogue colors, other chromatic ranges have been selected for personalization of the lamps. These custom hues are offered with a 10% surcharge.

| Structure | Model Dimension cm | Item code | Finishes | Suggested light source | Euro ex.V.A.T. |
|-----------|-----------------------|-----------|----------|---------------------------|-------------------|
|-----------|-----------------------|-----------|----------|---------------------------|-------------------|


| | | | | | |
|--|---|--------------|----------------|--|----------|
| | D79/90c suspension textile Ø 90 h 45 L cable 80 - 450 ceiling rose: Ø 16 x 4 CE | 1D7909C000A2 | light grey 133 | | 2.326,00 |
| | | 1D7909C000A3 | dark grey 152 | | 2.326,00 |
| | | 1D7909C000B2 | rust 252 | | 2.326,00 |
| | | 1D7909C000B1 | sand 242 | | 2.326,00 |

| | | | | | |
|--|---|--------------|----------------|--|----------|
| | D79/120c suspension textile Ø 117 h 45 L cable 80 - 450 ceiling rose: Ø 16 x 4 CE | 1D7912C000A2 | light grey 133 | | 2.528,00 |
| | | 1D7912C000A3 | dark grey 152 | | 2.528,00 |
| | | 1D7912C000B2 | rust 252 | | 2.528,00 |
| | | 1D7912C000B1 | sand 242 | | 2.528,00 |


| | | | | | |
|--|---|--------------|----------------|--|----------|
| | D79/150c suspension textile Ø 148,5 h 45 L cable 80 - 450 ceiling rose: Ø 16 x 4 CE | 1D7915C000A2 | light grey 133 | | 3.090,00 |
| | | 1D7915C000A3 | dark grey 152 | | 3.090,00 |
| | | 1D7915C000B2 | rust 252 | | 3.090,00 |
| | | 1D7915C000B1 | sand 242 | | 3.090,00 |

| Structure | Model Dimension cm | Item code | Finishes | Suggested light source | Euro ex.V.A.T. |
|-----------|-----------------------|-----------|----------|---------------------------|-------------------|
|-----------|-----------------------|-----------|----------|---------------------------|-------------------|


optics

| | | | | | |
|---|---|---------------------|--|---|---------------|
|  | <p>D79R/03 E27 optic 220-240V~ 50/60Hz ceiling rose and suspension cables included ceiling rose: Ø 16 x 4</p> <p>CE Ⓢ ♻️</p> | <p>9D7903608200</p> | | <p>3 x LED E27</p> <p>3 x max 105W HSGSA E27 energy saver</p> | <p>275,00</p> |
|---|---|---------------------|--|---|---------------|


2700K optics

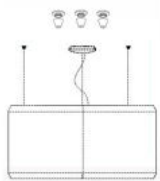
| | | | | | |
|---|--|---------------------|--|---|---------------|
|  | <p>D79R/24 LED optic push dim / DALI 220-240V~ 50/60 Hz ceiling rose and suspension cables included ceiling rose: Ø 16 x 4</p> <p>CE Ⓢ ♻️</p> | <p>9D7924103200</p> | | <p>LED 41W 2700K CRI 90</p> <p><input type="checkbox"/></p> | <p>706,00</p> |
|---|--|---------------------|--|---|---------------|

3000K optics

| | | | | | |
|--|--|---------------------|--|---|---------------|
|  | <p>D79R/25 LED optic push dim / DALI 220-240V~ 50/60 Hz ceiling rose and suspension cables included ceiling rose: Ø 16 x 4</p> <p>CE Ⓢ ♻️</p> | <p>9D7925103100</p> | | <p>LED 41W 3000K CRI 90</p> <p><input type="checkbox"/></p> | <p>683,00</p> |
|--|--|---------------------|--|---|---------------|

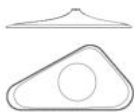







accessories

| | | | | | |
|---|--|---------------------|-----------------------|--|---------------|
|  | <p>D79R/07 lower screen (optional in the LED version)</p> <p>CE</p> | <p>9D7907726000</p> | <p>satin Ø 90 cm</p> | | <p>260,00</p> |
| | | <p>9D7907726100</p> | <p>satin Ø 120 cm</p> | | <p>399,00</p> |
| | | <p>9D7907726200</p> | <p>satin Ø 150 cm</p> | | <p>424,00</p> |

| | | | | | |
|---|---|---------------------|--------------|--|--------------|
|  | <p>D79R/09 suspension kits for installation in parallel ropes (optional)</p> <p>CE</p> | <p>9D7909612000</p> | <p>white</p> | | <p>30,00</p> |
|---|---|---------------------|--------------|--|--------------|


D89 SOLEIL NOIR

odile decq

| Structure | Model Dimension cm | Item code | Finishes | Suggested light source | Euro ex.V.A.T. |
|---|--|--------------|-------------|---|-------------------|
|  | D89p ceiling push dimmer/DALI 220-240V~ 50/60Hz L 120 x W 62,5 H 18,5    | 1D890P000002 | white | LED 35W 3000K CRI 80 <input type="checkbox"/> | 2.079,00 |
| | | 1D890P000035 | black/white | | 2.123,00 |
|  | D89s suspension push dimmer/DALI 220-240V~ 50/60Hz L 120 x W 62,5 x H 35 H min 45 - max 450 ceiling rose: Ø 15 x 5    | 1D890S000002 | white | LED 35W 3000K CRI 80 <input type="checkbox"/> | 2.079,00 |
| | | 1D890S000035 | black/white | | 2.123,00 |

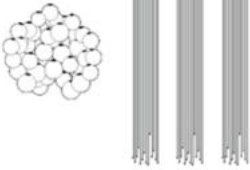
D87 STOCHASTIC

daniel rybakken




structure

+



kit spheres + rods

=







complete lamp





Calculate the price of the lamp adding the structure to the kit.

| Structure | Model Dimension cm | Item code | Finishes | Suggested light source | Euro ex.V.A.T. |
|-----------|-----------------------|-----------|----------|---------------------------|-------------------|
|-----------|-----------------------|-----------|----------|---------------------------|-------------------|

2700K version


| | | | | | |
|---|--|--------------|-----|---|--------|
|  | D87CW1 suspension dimmable trailing edge 220-240V~ 50/60Hz H min 120 - max 320 ceiling rose: Ø 18 x 4    | 1D870CW10000 | alu | LED 18W 2700K CRI 90 <input type="checkbox"/> | 817,00 |
| | | | | | |


3000K version

| | | | | | |
|---|--|--------------|-----|---|--------|
|  | D87CC1 suspension dimmable trailing edge 220-240V~ 50/60Hz H min 120 - max 320 ceiling rose: Ø 18 x 4    | 1D870CC10000 | alu | LED 18W 3000K CRI 90 <input type="checkbox"/> | 817,00 |
| | | | | | |

| Structure | Model Dimension cm | Item code | Finishes | Suggested light source | Euro ex.V.A.T. |
|-----------|-----------------------|-----------|----------|---------------------------|-------------------|
|-----------|-----------------------|-----------|----------|---------------------------|-------------------|

Kit spheres + rods

| | | | | | |
|---|--|--------------|------------|--|--------|
|  | D87048 kit 48 spheres + rods CE | 1D8704800002 | opal white | | 756,00 |
|---|--|--------------|------------|--|--------|


| | | | | | |
|---|--|--------------|------------|--|----------|
|  | D87072 kit 72 spheres + rods CE | 1D8707200002 | opal white | | 1.160,00 |
|---|--|--------------|------------|--|----------|

D77 TANGO


francisco gomez paz

| Structure | Model Dimension cm | Item code | Finishes | Suggested light source | Euro ex.V.A.T. |
|-----------|-----------------------|-----------|----------|---------------------------|-------------------|
|-----------|-----------------------|-----------|----------|---------------------------|-------------------|

2700K version

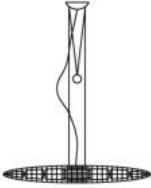


| | | | | | |
|---|---|--------------|-------|------------------------------|----------|
|  | D77NTW floor sensor dimmer + on/off footswitch 220-240V~ 50/60 Hz h 167 base 54 x 47,5 CE □ ▼ | 1D77NTDW0001 | black | LED 35W 2700K CRI 80 □ | 1.075,00 |
|---|---|--------------|-------|------------------------------|----------|

3000K version


| | | | | | |
|---|--|--------------|-------|------------------------------|----------|
|  | D77NT floor sensor dimmer + on/off footswitch 220-240V~ 50/60 Hz h 167 base 54 x 47,5 CE □ ▼ | 1D77NTD00001 | black | LED 35W 3000K CRI 80 □ | 1.038,00 |
|---|--|--------------|-------|------------------------------|----------|

D17 TITANIA

alberto meda, paolo rizzato

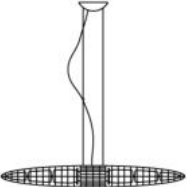


| Structure | Model Dimension cm | Item code | Finishes | Suggested light source | Euro ex.V.A.T. |
|---|--|--------------|----------|--|-------------------|
|  | D17 suspension up and down 220-240V~ 50/60Hz coloured filters included: yellow, rose, light blue, violet L 70 x H 27 x W 8 H min 100 - max 250 ceiling rose: Ø 12 x 3 CE <input type="checkbox"/> <input type="checkbox"/> | 1D1700000020 | alu |  LED E27 Ø max 38 mm l 150 mm  205W HSGST E27 energy saver | 479,00 |

accessories


| | | | | | |
|---|---|--------------|-------|--|-------|
|  | D13/25 off-center ceiling rose CE | 9D1325476800 | white | | 49,00 |
|---|---|--------------|-------|--|-------|

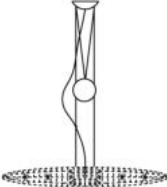
D17Q QUEEN TITANIA

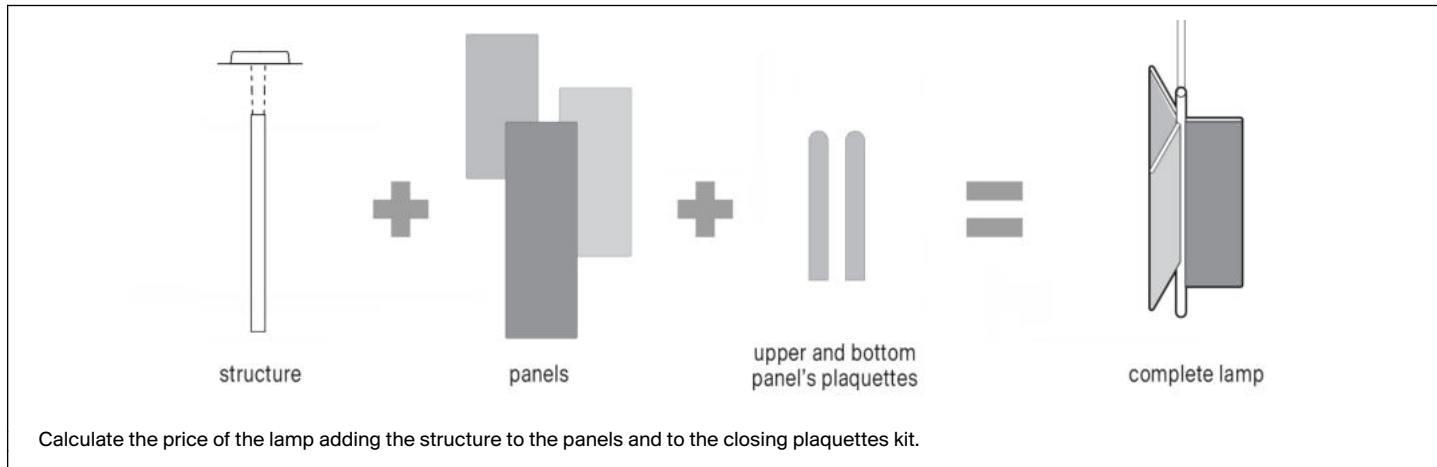
alberto meda, paolo rizzato

| Structure | Model Dimension cm | Item code | Finishes | Suggested light source | Euro ex.V.A.T. |
|---|--|--------------|----------|---|-------------------|
|  | D17Q suspension 220-240V~ 50/60Hz L 140 x H 16 ceiling rose: Ø 14 x 4 CE <input type="checkbox"/> <input type="checkbox"/> | 1D170QHAL020 | alu |  2xLED E27 Ø max 38 mm l 150 mm  2x205W HSGST/F E27 energy saver | 1.130,00 |

accessories



| | | | | | |
|---|---|--------------|----------|--|-------|
|  | D17Q /01 pair of polycarbonate filter CE | 1D170Q/01024 | rose | | 64,00 |
| | | 1D170Q/01023 | sky blue | | 64,00 |
| | | 1D170Q/01027 | yellow | | 64,00 |
| | | 1D170Q/01036 | violet | | 64,00 |

| | | | | | |
|---|---|--------------|-----|--|--------|
|  | D17Q /02 suspension kit with counterweight h 50 - 250 CE | 1D170Q/02020 | alu | | 229,00 |
|---|---|--------------|-----|--|--------|






| Structure | Model Dimension cm | Item code | Finishes | Suggested light source | Euro ex.V.A.T. |
|-----------|-----------------------|-----------|----------|---------------------------|-------------------|
|-----------|-----------------------|-----------|----------|---------------------------|-------------------|

structure


| | | | | | |
|--|--|--------------|------------|--|----------|
|  | D97/1D cylindrical body direct/indirect light dimnable push/DALI beam: 56° downward , 100° upward 220-240V~ 50/60Hz Ø 5,6, H 90 ceiling rose: Ø 30 x 5 CE Ⓢ ⚠ | 1D970/1D0001 | matt black | LED module 2 x 20W dim to warm <input type="checkbox"/> 3000K → 1800K CRI 97 | 992,00 |
|  | D97/2D cylindrical body direct/indirect light dimnable push/DALI beam: 56° downward , 100° upward 220-240V~ 50/60Hz Ø 5,6, H 120 ceiling rose: Ø 30 x 5 CE Ⓢ ⚠ | 1D970/2D0001 | matt black | LED module 2 x 20W dim to warm <input type="checkbox"/> 3000K → 1800K CRI 97 | 1.079,00 |


panels for standard collection


| | | | | |
|---|--|--------------|----------------|--------|
|  | D97C36 sound-absorbing panel for D97/1D and D97/2D L 30 H 60 CE | 1D970C3600B1 | light grey 01 | 242,00 |
| | | 1D970C3600B2 | medium grey 02 | 242,00 |
| | | 1D970C3600B3 | dark grey 03 | 242,00 |
|  | D97C37 sound-absorbing panel only for D97/2D L 30 H 75 CE | 1D970C3700B1 | light grey 01 | 245,00 |
| | | 1D970C3700B2 | medium grey 02 | 245,00 |
| | | 1D970C3700B3 | dark grey 03 | 245,00 |

| Structure | Model Dimension cm | Item code | Finishes | Suggested light source | Euro ex.V.A.T. |
|---|--|--------------|----------------|---------------------------|-------------------|
|  | D97C39 sound-absorbing panel only for D97/2D L 30 H 90 CE | 1D970C3900B1 | light grey 01 | | 268,00 |
| | | 1D970C3900B2 | medium grey 02 | | 268,00 |
| | | 1D970C3900B3 | dark grey 03 | | 268,00 |


panels for melange collection (on request)


| | | | | | |
|---|--|--------------|-----------------|--|--------|
|  | D97C36 sound-absorbing panel for D97/1D and D97/2D L 30 H 60 CE | 1D970C3600A1 | light shade 07 | | 260,00 |
| | | 1D970C3600A2 | medium shade 08 | | 260,00 |
| | | 1D970C3600A3 | dark shade 12 | | 260,00 |

| | | | | | |
|---|--|--------------|-----------------|--|--------|
|  | D97C37 sound-absorbing panel only for D97/2D L 30 H 75 CE | 1D970C3700A1 | light shade 07 | | 263,00 |
| | | 1D970C3700A2 | medium shade 08 | | 263,00 |
| | | 1D970C3700A3 | dark shade 12 | | 263,00 |

| | | | | | |
|---|--|--------------|-----------------|--|--------|
|  | D97C39 sound-absorbing panel only for D97/2D L 30 H 90 CE | 1D970C3900A1 | light shade 07 | | 291,00 |
| | | 1D970C3900A2 | medium shade 08 | | 291,00 |
| | | 1D970C3900A3 | dark shade 12 | | 291,00 |


panels for solid collection (on request)


| | | | | | |
|---|--|--------------|------------|--|--------|
|  | D97C36 sound-absorbing panel for D97/1D and D97/2D L 30 H 60 CE | 1D970C3600A4 | peach 06 | | 260,00 |
| | | 1D970C3600A5 | orange 15 | | 260,00 |
| | | 1D970C3600A6 | mustard 19 | | 260,00 |
| | | 1D970C3600A7 | brick 29 | | 260,00 |
| | | 1D970C3600A8 | brown 31 | | 260,00 |

| | | | | | |
|---|--|--------------|------------|--|--------|
|  | D97C37 sound-absorbing panel only for D97/2D L 30 H 75 CE | 1D970C3700A4 | peach 06 | | 263,00 |
| | | 1D970C3700A5 | orange 15 | | 263,00 |
| | | 1D970C3700A6 | mustard 19 | | 263,00 |
| | | 1D970C3700A7 | brick 29 | | 263,00 |
| | | 1D970C3700A8 | brown 31 | | 263,00 |

| Structure | Model Dimension cm | Item code | Finishes | Suggested light source | Euro ex.V.A.T. |
|---|--|--------------|------------|---------------------------|-------------------|
|  | D97C39 sound-absorbing panel only for D97/2D L 30 H 90 CE | 1D970C3900A4 | peach 06 | | 291,00 |
| | | 1D970C3900A5 | orange 15 | | 291,00 |
| | | 1D970C3900A6 | mustard 19 | | 291,00 |
| | | 1D970C3900A7 | brick 29 | | 291,00 |
| | | 1D970C3900A8 | brown 31 | | 291,00 |

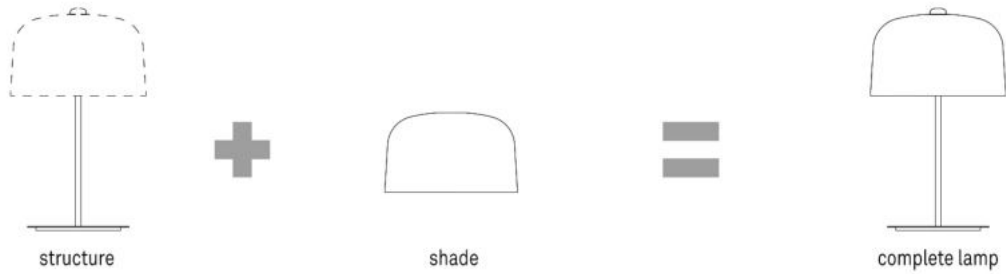
kit plaquettes

| | | | | | |
|---|--|--------------|------------|--|-------|
|  | D97/31 kit plaquettes for closing panel L 30 CE | 1D970/310001 | matt black | | 68,00 |
|---|--|--------------|------------|--|-------|


| | | | | | |
|---|---|-------------|------------|--|-------|
|  | D97/32 kit plaquettes for closing panel L45 CE | 1D970/32001 | matt black | | 79,00 |
|---|---|-------------|------------|--|-------|

*For the existing models, minimum purchase quantities to be verified with sales back office.

Zile table



Zile floor











For the table version B0240D and floor version B02T40D, add the price of the structure to the shade.

| Structure | Model Dimension cm | Item code | Finishes | Suggested light source | Euro ex.V.A.T. |
|-----------|-----------------------|-----------|----------|---------------------------|-------------------|
|-----------|-----------------------|-----------|----------|---------------------------|-------------------|

table version

| | | | | | | |
|--|---|--------------|----------------|--|--|--------|
| | B0220 table complete version on/off switch 220-240V~ 50/60Hz H 42 base Ø 18 shade Ø 20 | 1B020=200013 | matt brick red | | | 268,00 |
| | | 1B020=200039 | matt dove gray | | | 268,00 |
| | | 1B020=200001 | matt black | | | 268,00 |
| | | 1B020=200002 | matt white | | | 268,00 |

| | | | | | | |
|--|--|--------------|----------------|--|--|--------|
| | B0240D table dimmmable structure dimmer on board 220-240V~ 50/60Hz H 66 base Ø 30 | 1B020=40D013 | matt brick red | | | 291,00 |
| | | 1B020=40D039 | matt dove gray | | | 291,00 |
| | | 1B020=40D001 | matt black | | | 291,00 |
| | | 1B020=40D002 | matt white | | | 291,00 |


| Structure | Model Dimension cm | Item code | Finishes | Suggested light source | Euro ex.V.A.T. |
|---|---|--------------|----------------|---|-------------------|
| floor version | | | | | |
|  | B02T40D floor dimable structure dimmer on board 220-240V~ 50/60Hz H 171 base Ø 40 CE □ ▼ | 1B020T40D013 | matt brick red |  LED E27 dimmable | 498,00 |
| | | 1B020T40D039 | matt dove gray | | 498,00 |
| | | 1B020T40D001 | matt black | | 498,00 |
| | | 1B020T40D002 | matt white | | 498,00 |
| shade | | | | | |
|  | B02/2 shade for B0240D and B02T40D CE | 1B020/200013 | matt brick red | | 186,00 |
| | | 1B020/200039 | matt dove gray | | 186,00 |
| | | 1B020/200001 | matt black | | 186,00 |
| | | 1B020/200002 | matt white | | 186,00 |
| suspension version | | | | | |
|  | B02S20 suspension complete version 220-240V~ 50/60Hz L cable max 300 shade H 22,5 - Ø 20 CE ⊕ ▼ | 1B020S200013 | matt brick red |  LED E27 | 188,00 |
| | | 1B020S200039 | matt dove gray | | 188,00 |
| | | 1B020S200001 | matt black | | 188,00 |
| | | 1B020S200002 | matt white | | 188,00 |
|  | B02S40 suspension complete version 220-240V~ 50/60Hz L cable max 300 shade H 27,5 - Ø 40 CE ⊕ ▼ | 1B020S400013 | matt brick red |  LED E27 | 310,00 |
| | | 1B020S400039 | matt dove gray | | 310,00 |
| | | 1B020S400001 | matt black | | 310,00 |
| | | 1B020S400002 | matt white | | 310,00 |
|  | B02/1 decentralization accessory CE | 1B020/100013 | matt brick red | | 17,00 |
| | | 1B020/100039 | matt dove gray | | 17,00 |
| | | 1B020/100001 | matt black | | 17,00 |
| | | 1B020/100002 | matt white | | 17,00 |


TRACKS


track system

| Structure | Model Dimension cm | Item code | Finishes | Suggested light source | Euro ex.V.A.T. |
|-----------|-----------------------|-----------|----------|---------------------------|-------------------|
|-----------|-----------------------|-----------|----------|---------------------------|-------------------|


built-in


| | | | | | |
|---|--|--------------|-------|--|-------|
|  | AOOBP1 linear recessed track 4,9 x H 1,5 L 100 CE | 9A000BP10001 | black | | 98,00 |
|---|--|--------------|-------|--|-------|


| | | | | | |
|---|--|--------------|-------|--|--------|
|  | AOOBP2 linear recessed track 4,9 x H 1,5 L 200 CE | 9A000BP20001 | black | | 189,00 |
|---|--|--------------|-------|--|--------|

| | | | | | |
|---|--|--------------|-------|--|--------|
|  | AOOBP3 linear recessed track 4,9 x H 1,5 L 300 CE | 9A000BP30001 | black | | 279,00 |
|---|--|--------------|-------|--|--------|

ceiling/wall

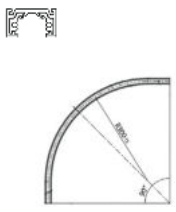
| | | | | | |
|---|---|--------------|-------|--|-------|
|  | AOOBS11 ceiling/wall linear track 1,9 x H 1 L 100 CE | 9A000BS11002 | white | | 93,00 |
| | | 9A000BS11001 | black | | 93,00 |

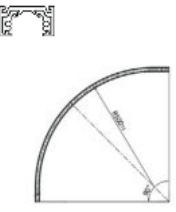
| | | | | | |
|---|---|--------------|-------|--|--------|
|  | AOOBS12 ceiling/wall linear track 1,9 x H 1 L 200 CE | 9A000BS12002 | white | | 178,00 |
| | | 9A000BS12001 | black | | 178,00 |

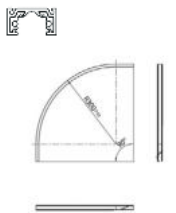
| | | | | | |
|---|---|--------------|-------|--|--------|
|  | AOOBS13 ceiling/wall linear track 1,9 x H 1 L 300 CE | 9A000BS13002 | white | | 263,00 |
| | | 9A000BS13001 | black | | 263,00 |

| Structure | Model Dimension cm | Item code | Finishes | Suggested light source | Euro ex.V.A.T. |
|-----------|-----------------------|-----------|----------|---------------------------|-------------------|
|-----------|-----------------------|-----------|----------|---------------------------|-------------------|

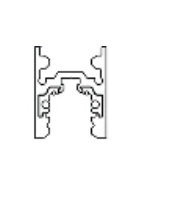
ceiling/wall curved track

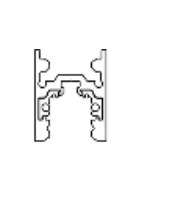
| | | | | | |
|---|--|--------------|-------|--|--------|
|  | A00BS30 horizontal curved track 1,9 x H 1 R 30 CE | 9A000BS30002 | white | | 161,00 |
| | | 9A000BS30001 | black | | 161,00 |

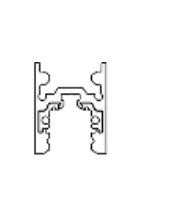
| | | | | | |
|---|--|--------------|-------|--|--------|
|  | A00BS50 horizontal curved track 1,9 x H 1 R 50 CE | 9A000BS50002 | white | | 189,00 |
| | | 9A000BS50001 | black | | 189,00 |

| | | | | | |
|---|--|--------------|-------|--|--------|
|  | A00BS3V vertical curved track 1,9 x H 1 R 30 CE | 9A000BS3V002 | white | | 161,00 |
| | | 9A000BS3V001 | black | | 161,00 |

suspension

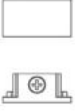
| | | | | | |
|---|--|--------------|-------|--|--------|
|  | A00BS21 suspension track 1,9 x H 2,4 L 100 CE | 9A000BS21002 | white | | 100,00 |
| | | 9A000BS21001 | black | | 100,00 |

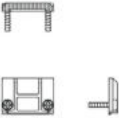
| | | | | | |
|---|--|--------------|-------|--|--------|
|  | A00BS22 suspension track 1,9 x H 2,4 L 200 CE | 9A000BS22002 | white | | 193,00 |
| | | 9A000BS22001 | black | | 193,00 |


| | | | | | |
|---|--|--------------|-------|--|--------|
|  | A00BS23 suspension track 1,9 x H 2,4 L 300 CE | 9A000BS23002 | white | | 286,00 |
| | | 9A000BS23001 | black | | 286,00 |

| Structure | Model Dimension cm | Item code | Finishes | Suggested light source | Euro ex.V.A.T. |
|-----------|-----------------------|-----------|----------|---------------------------|-------------------|
|-----------|-----------------------|-----------|----------|---------------------------|-------------------|

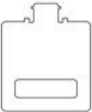
end caps

| | | | | | |
|---|---|--------------|-------|--|------|
|  | A00BT1 ceiling/wall track 1,9 x H 1 L 0,8 CE | 9A000BT10002 | white | | 9,00 |
| | | 9A000BT10001 | black | | 9,00 |


| | | | | | |
|---|---|--------------|-------|--|------|
|  | A00BT5 recessed track 2 x H 1,4 L 0,3 CE | 9A000BT50001 | black | | 9,00 |
|---|---|--------------|-------|--|------|


| | | | | | |
|---|---|--------------|-------|--|------|
|  | A00BT6 suspension track 1,9 x H 2,4 L 0,8 CE | 9A000BT60002 | white | | 9,00 |
| | | 9A000BT60001 | black | | 9,00 |

template

| | | | | | |
|---|---|--------------|-------|--|-------|
|  | A00BD5 template 3,9 x 4,8 thickness 0,2 CE | 9A000BD50000 | black | | 11,00 |
|---|---|--------------|-------|--|-------|

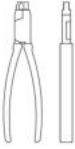
frontal cap

| | | | | | |
|---|--|--------------|-------|--|-------|
|  | A00BC5 front closure for recessed and pendant track 1,3 x 0,5 L 300 CE | 9A000BC50002 | white | | 29,00 |
| | | 9A000BC50001 | black | | 29,00 |


| | | | | | |
|---|--|--------------|-------|--|-------|
|  | A00BC1 front closure for wall/ceiling track 1,2 x 0,3 L 300 CE | 9A000BC10002 | white | | 29,00 |
| | | 9A000BC10001 | black | | 29,00 |

| Structure | Model Dimension cm | Item code | Finishes | Suggested light source | Euro ex.V.A.T. |
|-----------|-----------------------|-----------|----------|---------------------------|-------------------|
|-----------|-----------------------|-----------|----------|---------------------------|-------------------|


locking tool


| | | | | | |
|---|--|--------------|-------|--|--------|
|  | A00BT locking tool for track cut CE | 9A000BT00000 | black | | 206,00 |
|---|--|--------------|-------|--|--------|

rope suspension bell


| | | | | | |
|---|--|--------------|----------------|--|-------|
|  | A00BR bell Ø 1,2 CE | 9A000BR00000 | metal metal | | 25,00 |
|---|--|--------------|----------------|--|-------|

brackets for suspension track


| | | | | | |
|---|---|--------------|-------|--|-------|
|  | A00BS1 short bracket 1,5 x 0,5 L 2,5 CE | 9A000BS10002 | white | | 11,00 |
| | | 9A000BS10001 | black | | 11,00 |

| | | | | | |
|---|--|--------------|-------|--|-------|
|  | A00BS2 long bracket 1,5 x 0,5 L 5 CE | 9A000BS20002 | white | | 15,00 |
| | | 9A000BS20001 | black | | 15,00 |

screws


| | | | | | |
|---|---|--------------|--|--|------|
|  | A00BT3V M 3 X 6 N° 5 pieces CE | 9A000BT3V000 | | | 4,00 |
|---|---|--------------|--|--|------|

rope tensioner


| | | | | | |
|---|--|--------------|-------|--|-------|
|  | A00BT3 gripper Ø 9 H 3 CE | 9A000BT30000 | metal | | 11,00 |
|---|--|--------------|-------|--|-------|


| Structure | Model Dimension cm | Item code | Finishes | Suggested light source | Euro ex.V.A.T. |
|-----------|-----------------------|-----------|----------|---------------------------|-------------------|
|-----------|-----------------------|-----------|----------|---------------------------|-------------------|

steel cable


| | | | | | |
|---|---|--------------|-------|--|-------|
|  | A00BF5 steel cable Ø 0,15 L 500 CE | 9A000BF50000 | metal | | 19,00 |
| | | | | | |


ceiling rose

| | | | | | |
|---|--|--------------|-------|--|--------|
|  | A00BDP on-off ceiling rose ceiling/ wall track 3,2 x 4,2 L 43,5 CE | 9A000BDP0002 | white | | 320,00 |
| | | 9A000BDP0001 | black | | 320,00 |


| | | | | | |
|---|---|--------------|-------|--|--------|
|  | A00BDS on-off ceiling rose for suspension track 3,2 x 4,2 L 43,5 CE | 9A000BDS0002 | white | | 320,00 |
| | | 9A000BDS0001 | black | | 320,00 |





end feed

| | | | | | |
|---|---|--------------|-------|--|-------|
|  | A00BTP end feed only for ceiling/wall track 1,9 x 1 L 14 CE | 9A000BTP0001 | black | | 31,00 |
| | | 9A000BTP0002 | white | | 31,00 |



| | | | | | |
|---|---|--------------|-------|--|-------|
|  | A00BTS concealed end feed for all track 1,1 x 0,7 L 11,6 L cable 250 CE | 9A000BTS0002 | white | | 51,00 |
| | | 9A000BTS0001 | black | | 51,00 |















joints




| | | | | | |
|---|--|--------------|-------|--|-------|
|  | A00BGP jointing connector for all track 1,1 x 0,7 L 11,3 CE | 9A000BGP0002 | white | | 28,00 |
| | | 9A000BGP0001 | black | | 28,00 |

| Structure | Model Dimension cm | Item code | Finishes | Suggested light source | Euro ex.V.A.T. |
|---|--|--------------|----------|---------------------------|-------------------|
|  | A00BGL L joint for ceiling/wall and recessed track 8,7 x 0,7 L 8,7 CE | 9A000BGL0002 | white | | 75,00 |
| | | 9A000BGL0001 | black | | 75,00 |
|  | A00BGT feed ceiling-wall for ceiling/wall and recessed track 8,7 x 1,1 L 8,7 CE | 9A000BGT0002 | white | | 75,00 |
| | | 9A000BGT0001 | black | | 75,00 |
|  | A00BGF adjustable corner for ceiling/wall and recessed track 1,1 x 0,7 L 23,8 CE | 9A000BGF0002 | white | | 82,00 |
| | | 9A000BGF0001 | black | | 82,00 |
|  | A00BCGO horizontal corner joint cover for ceiling/wall track 2,4 x 1 L 2,4 CE | 9A000BCGO002 | white | | 9,00 |
| | | 9A000BCGO001 | black | | 9,00 |
|  | A00BCGV vertical corner joint cover for ceiling/wall track 2,2 x 1,9 L 2,2 CE | 9A000BCGV002 | white | | 9,00 |
| | | 9A000BCGV001 | black | | 9,00 |

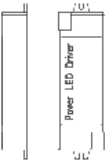
2700K optics

| | | | | | |
|---|--|--------------|-------|-------------------------|--------|
|  | A00WB303 5x led lens 30° optic dimmmable push/DALI 48V dc, SELV 1,1 x 0,7 L 30 CE | 9A00WB303001 | black | 4,9W 2700K CRI 90 | 198,00 |
| | | | | | |
|  | A00WBE03 5x led lens 21,6° x 37,6° optic dimmmable push/DALI 48V dc, SELV 1,1 x 0,7 L 30 CE | 9A00WBE03001 | black | 4,9W 2700K CRI 90 | 191,00 |
| | | | | | |

| Structure | Model Dimension cm | Item code | Finishes | Suggested light source | Euro ex.V.A.T. |
|---|---|--------------|----------|---------------------------|-------------------|
|  | A00WBU03 5 x led UGR optic dimmable push/DALI 48V dc, SELV 1,1 x 0,7 L 30 CE  | 9A00WBU03001 | black | 4,9W 2700K CRI 90 | 213,00 |
| | | 9A00WBU03002 | white | | 213,00 |
|  | A00WB067 opal optic only for A00BS11, A00ES12, A00BBS13 dimmable push/DALI 48V dc, SELV 1,1 x 0,7 L 67,4 CE  | 9A00W067001 | black | 7,4W 2700K CRI 90 | 249,00 |
|  | A00WB117 opal optic only for A00BS11, A00BS12, A00BS13 dimmable push/DALI 48V dc, SELV 1,1 x 0,7 L 117,4 CE  | 9A00WB117001 | black | 14,5W 2700K CRI 90 | 414,00 |
|  | A00WB167 opal optic only for A00BS11, A00BS12, A00BS13 dimmable push/DALI 48V dc, SELV 1,1 x 0,7 L 167,4 CE  | 9A00WB167001 | black | 21,6W 2700K CRI 90 | 460,00 |
| 3000K optics | | | | | |
|  | A00B303 5 x led lens 30° optic dimmable push/DALI 48V dc, SELV 1,1 x 0,7 L 30 CE  | 9A000B303001 | black | 4,9W 3000K CRI 90 | 191,00 |
| | | | white | | |
|  | A00BE303 5 x led lens 21,6° x 37,6° optic dimmable push/DALI 48V dc, SELV 1,1 x 0,7 L 30 CE  | 9A000BE03001 | black | 4,9W 3000K CRI 90 | 198,00 |
|  | A00BU03 5 x led UGR optic dimmable push/DALI 48V dc, SELV 1,1 x 0,7 L 30 CE  | 9A000BU03002 | white | 4,9W 3000K CRI 90 | 213,00 |
| | | 9A000BU03001 | black | | 205,00 |

| Structure | Model Dimension cm | Item code | Finishes | Suggested light source | Euro ex.V.A.T. |
|---|--|--------------|----------|---------------------------|-------------------|
|  | A00B067 opal optic only for A00BS11, A00BS12, A00BS13 dimnable push/DALI 48V dc, SELV 1,1 x 0,7 L 67,4 CE | 9A000B067001 | black | 7,4W 3000K CRI 90 | 237,00 |
|  | A00B117 opal optic only for A00BS11, A00BS12, A00BS13 dimnable push/DALI 48V dc, SELV 1,1 x 0,7 L 117,4 CE | 9A000B117001 | black | 14,5W 3000K CRI 90 | 380,00 |
|  | A00B167 opal optic only for A00BS11, A00BS12, A00BS13 dimnable push/DALI 48V dc, SELV 1,1 x 0,7 L 167,4 CE | 9A000B167001 | black | 21,6W 3000K CRI 90 | 422,00 |

remote drivers

| | | | | | |
|---|---|--------------|--|--|-------|
|  | A00B10048 on-off remote driver SELV 220-240V~50/60 Hz CE IP20 | 9A000B100480 | | | 65,00 |
|---|---|--------------|--|--|-------|

PACKAGING DIMENSIONS AND WEIGHT

https://www.dropbox.com/scl/fi/y5m6j8pamgdirv5uf4fmj/EU-pricelist-2024_25.xlsx?rlkey=l8q1fbk2x7d3yzkwftk71pqpq&st=29h5ef8k&dl=0



GENERAL CONDITION OF SALE

https://www.dropbox.com/s/8tlm3ooqrsbfs5/GENERAL%20CONDITIONS_EU-EXP220V-240V.pdf?dl=0



© Luceplan Giugno 2024
All rights reserved

Contact
Italy

Headquarters
Via E.T. Moneta 40
20161 Milano
T +39 02 66 2421
F +39 02 66 203 400
N. verde 800 800 169
info@luceplan.com

USA

287 Park Ave South, NY
NY 10010
T (212) 334 1809
F (212) 334 7307
infous@luceplan.com

Showroom
Milan

Corso Monforte 7
20122 Milano
T +39 02 76 015 760
F +39 02 78 4062
luceplanstore@luceplan.com

For info, contacts and information
about international distributors
please visit www.luceplan.com

luceplan.com